

EXECUTIVE OFFICE OF PUBLIC
SAFETY & SECURITY

DEPARTMENT OF FIRE SERVICES

**STUDENT AWARENESS OF FIRE EDUCATION &
SENIOR SAFE
GRANT APPLICATION FY 2022**



Charles D. Baker
Governor

Terrence Reidy
Secretary of Public Safety & Security

Peter J. Ostroskey
State Fire Marshal

DEPARTMENT OF FIRE SERVICES
P.O. BOX 1025 – STATE ROAD
STOW, MASSACHUSETTS 01775
Telephone: (978) 567-3380
Fax: (978) 567-3199

Table of Contents

Purpose.....	3
Eligibility	3
Funding	3
Tier Allocations	4
Submission and Deadline Requirements	4
Reporting Requirements.....	5
Close Out Information.....	7
S.A.F.E. Program Grant Application (part 1)	9-11
S.A.F.E. Program Grant Application (part 2)	13-15
Senior SAFE Program Grant Application (part 1)	9, 10, 12
Senior SAFE Program Grant Application (part 2)	13,16,17
Planning Grant Application	9,10,13-17
Signature Page for Online Submission.....	18
Joint Agreement.....	19
S.A.F.E and Senior S.A.F.E. Program Score Sheet.....	22

Purpose: The purpose of the school based S.A.F.E. and Senior SAFE grants are to support programs that:

- **School-based S.A.F.E.**
 - Provide fire and life safety education to school-aged children in order for them to recognize the dangers of fire, including the fire hazards that smoking-related materials pose.
 - Create school partnerships working together to reach the goals and objectives of the state's *Health Education Curriculum Frameworks* and the *Common Core of Learning* through teaching key fire safety behaviors.
- **Senior SAFE**
 - Provide fire and life safety education to seniors in order for them to recognize the dangers of fire, poisoning, falls, and other medical emergencies including the fire hazards that smoking related materials pose.
 - Create community partnerships and collaborate with the purpose of improving fire and life safety in the homes of seniors.

Priorities: Applications funded through these grants shall address the following priorities:

- Activities that address fire and health hazards of smoking related materials.
- Activities/programs that address the key fire and life safety behaviors addressed in the *Massachusetts Public Fire and Life Safety Education Curriculum Planning Guidebook*.
- Activities/programs that prevent and reduce fire and burns.
- Have trained fire and life safety educators providing education, training and programming in their communities.

Eligibility: Fire departments are eligible to apply for a Senior SAFE grant, school-based Student Awareness of Fire Education (S.A.F.E.) grant, or S.A.F.E. planning grant per the following guidelines:

- All municipal fire departments/ fire districts may apply for the Senior SAFE grant.
- Cities or towns whose fire department or fire district had a S.A.F.E. program grant in any of the Fiscal Years 2016-2021 are eligible to apply for the school-based S.A.F.E. program grant. Fire departments with ongoing programs may utilize grant resources to enhance their current efforts by adhering to the S.A.F.E. program's guidelines.
- Fire departments or fire districts that have not had an active school-based S.A.F.E. program in any of the Fiscal Years 2016-2021 are eligible to apply for a planning grant.

Planning Grants: School-based S.A.F.E. planning grants will be awarded based on available funds. It is anticipated that \$1,500 will be the award for planning grants. Planning grants can be awarded once, and then fire departments/districts must apply for program grants.

Funding: Departments shall use funds to adopt and carry out fire and life safety education in their communities. One-half of the budget of a school-based S.A.F.E. grant must be devoted to the core school-based program. Senior SAFE is primarily for the education of the senior

population. To be eligible for this grant, the fire department must partner with a community organization that works directly with seniors.

School-based S.A.F.E. Grant Tiers

Tier	Amount	Population
1	\$2,600	0-4,999
2	\$3,500	5,000-14,999
3	\$4,100	15,000-29,999
4	\$5,200	30,000-49,999
5	\$6,500	50,000-89,999
6	\$10,200	90,000-499,999
7	\$13,600	Over 500,000

Senior SAFE Grant Tiers

Tier	Amount	Population
1	\$1500	0-4,999
2	\$1800	5,000-14,999
3	\$2000	15,000-29,999
4	\$2200	30,000-49,999
5	\$2400	50,000-89,999
6	\$2600	90,000-499,999
7	\$2800	Over 500,000

Grant funding is based on a tiered amount. The amount above is an estimate and will change based upon final funding and the number of grants awarded. Fill out the budget page with the tier amount as determined by your municipality's or district's population.

Program Period:

The grant award funds shall be expended within 12 months of the date of the award letter and the required reports submitted within 14 months of the award letter.

Submission and Deadline Requirements:

Submit an ORIGINAL and ONE COPY of your completed application ONLY for each grant, unless submitting online. Applications must be received **no later than 5:00 PM on Friday, November 19, 2021**, by mail or email to:

Department of Fire Services
P.O. Box 1025, State Road
ATTN: 2022 S.A.F.E. Program
Stow, MA 01775

If sending this by mail we suggest you request a return receipt. If emailed, we will email you that we received the application. No extensions beyond the aforementioned deadline will be granted. Faxed applications are NOT acceptable. A **"wet signature"** must be mailed to DFS submitting on line. Please email all applications to Matthew.Brennan@mass.gov

THE APPLICATION IS AVAILABLE ON-LINE ON OUR WEBSITE AT THE LINK BELOW

S.A.F.E. and Senior SAFE Grant Applications

Fiscal Year 2022 Application Reporting Requirements:

Fiscal Year 2021 S.A.F.E. Funds

Communities have until December 31, 2021, to spend their Fiscal Year 2021 funds. Year-end reports will be due by January 31, 2022. Communities may request a one-time six-month extension with their completed Year-End Report.

- **This must be completed to receive FY 2022 Funds**

Unexpended Grant Fiscal Year 2020 Funds and Prior Years

In accordance with guidance from the Office of the State Comptroller, the time period to spend Fiscal Year 2020 (or any prior year) balance has expired. Any unexpended Fiscal Year 2020 (or prior year) funds must be returned to the Department of Fire Services. Please coordinate with your financial official to arrange for the return of these funds to DFS as soon as possible.

- **This must be completed to receive FY 2022 Funds**

Grant Monitoring:

The Department of Fire Services may conduct grant monitoring through either a desk-based review or on-site monitoring visits, or both, in order to obtain additional information or verify information related to grant spending, grant-funded activity, or grant award outcomes. Advance notice will be given prior to a site visit. Findings of non-compliance with any portion of the terms of the FY21 S.A.F.E. and Senior SAFE Application, the executed Standard Contract Form, and the DFS Grant Agreement Scope of Work and Budget may result in a demand for funds to be returned to DFS.

Program Grant Scoring Criteria

The Office of the State Fire Marshal will review applications using scoring criteria designed to encourage quality programs that also have accountability. This year, a total of **80 points** is required for an application to be considered “**meets program requirements**” and to be **fully funded**. In addition, communities must be current with MFIRS participation through June 2021 to receive funding.

Participation in MFIRS

5 points

- Participation in MFIRS is current through June 2021
Yes = 5 points, No = 0 points
Verification will be made by the Department of Fire Services
- Note: **Communities must score 5 points to qualify**

Training of S.A.F.E. Educators

30 points

- Name of active S.A.F.E. educator who has completed PF&LSE or who holds a teaching certificate = 30 points

Or

- Name of active S.A.F.E. educator who is scheduled to complete a PF&LSE class offering by June 30, 2022, = 25 points

Program Organization

40 points

Presentation Style:

20 Points

- Assembly/Auditorium Presentation = 5 points
- Combination Assembly and Classroom/Home Presentations = 12 points
- Individual Classroom/Home Presentations = 20 Points

Multiple Contacts:

10 Points

- 1 contact per student/senior = 2 points
- 2 contacts per student/senior = 5 points
- 3 contacts per student/senior = 8 points
- 4 or more contacts per student/senior = 10 points

Breadth of Program:

10 points

- Less than 10 total classroom/senior household contacts or 20% of the student/senior population reached = 2 points
- 11-25 total classroom/senior household contacts or 40% of the student/senior population reached = 4 points
- 26-50 total classroom/senior household contacts or 60% of the student/senior population reached = 6 points
- 51-75 total classroom/senior household contacts or 80% of the student/ senior population reached = 8 points
- More than 76 total classroom/senior household contacts or greater than 80% of the student/senior population reached = 10 points

Evaluation

25 points

- Document the method of conducting student evaluations =Range 0-10 points
- Document the method of conducting educator evaluation =Range 0-10 points
- Using the S.A.F.E. 3rd grade evaluation tool = 5 points

A copy of the Program Grant Score Sheet that will be used by the reviewers is attached to this document on pages 22 and 23.

Fiscal Year 2022 Close Out Reporting Requirements:

As a part of receiving the S.A.F.E and Senior S.A.F.E grant you will be required to meet the following requirements as a close out report.

- **Fiscal Year 2022 Year End Report**

The Fiscal Year 2022 Year End report will consist of seven sections that is designed to show the progress & impact your program has produced and how your grant money was spent. The seven sections are as follows 1. Year-End Narrative-report that provides a synopsis of your program's activities, 2. Year-End Senior S.A.F.E. Activity report-list out the activities done on behalf of Senior S.A.F.E. program, 3. Year-End School Activity Report-list your S.A.F.E program activity and evaluation of one grade level, 4. Year-End Community Activity Report-list of community activities, 5. Student Evaluation Report-summarizes your student evaluations by grade, 6. S.A.F.E. Student and Educator Evaluation Report-reports on the method used for the evaluations, and 7. Year-End Budget Expenditure Worksheet

- **Fiscal Year 2022 Funds**

The time period to spend Fiscal Year 2022 S.A.F.E. and Senior SAFE grant funds will expire on December 31, 2022, and year end reports will be due January 31, 2023. At that time, grantees will be able to apply for a one-time six-month extension to spend those funds, which shall include a plan on how the extended funds will be utilized. At the close of the single extension all unexpended funds must be returned to the Commonwealth and a Final Budget Worksheet submitted.

Contact:

For assistance in the conceptualization or formulation of your program or application, please contact Matthew Brennan via email at Matthew.Brennan@mass.gov or by telephone at 978-567-3381

Required information: Departments must submit the following information: (If departments are applying for both grants, submit only one copy of the Community Data and Demographics sheets.)

School-based S.A.F.E.:

1. Community Data Sheet
2. Community Demographics
3. School-based Mission Statement
4. Budget Formulation Worksheet
5. Budget and Program Narrative
6. Online Submission Signature Page
7. Copy of student evaluation tool
8. Copy of instructor/educator evaluation tool.

Senior SAFE:

1. Community Data Sheet
2. Community Demographics
3. Senior SAFE Mission Statement
4. Budget Formulation Worksheet
5. Budget and Program Narrative
6. Online Submission Signature Page

Planning grant if competitive grants implemented:

1. Community Data Sheet
2. Community Demographics
3. Budget Formulation Worksheet
4. Budget and Program Narrative
5. Your program must have one school-based and one community-based activity.
6. Online Submission Signature Page

Joint Grants:

1. Community Data Sheet for each fire department or district
2. Community Demographics for each fire department or district
3. Signed Joint Agreement
4. **This in addition to the application requirements listed above.**

Community Data Sheet

For Joint Grants Each Community Must Complete a Separate Community Data Sheet

Preparer Information

Name	Derek Nolan
Title	Captain
Organization Name	Somerville Fire Dept.
Address	266 Broadway
City	Somerville
State	MA
Zip	02145
Business Phone	(617) 625-6600 ext. 8100
Business Fax	(617) 625-8101
Email	dnolan@somervillema.gov, cbreen@somervillema.gov
FDID Number	17274

Category: School-Based S.A.F.E.

Senior SAFE

School AND Senior SAFE ☒

Type of Grant Requested: Program Grant ☒

Planning Grant ☐ Joint Grant ☐

Signature of Authorizing Official

Fire Department, Authorizing Official and Date

Community Demographics

Total Community Population		
Source: Department of Fires Services from 2010 (2020) U.S. Census.		
	Public	Private
K-12 School Enrollment		
Pre-K and K	737	170
Grades 1 and 2	788	223
Grades 3 and 4	743	225
Grades 5 and 6	702	229
Grades 7 and 8	687	32
Grades 9 and 10	655	
Grades 11 and 12	629	
Total	4,941	879
Number of Schools (by type):	Public	Private
Elementary	8	3
Middle		
High	2	
Total	10	3
Population 65+	8,326	
Other High-Risk Population Targeted (specify) _____		
Total	13,267	

S.A.F.E. Educator Training

Name of Lead S.A.F.E. Educator who has completed MFA <i>Public Fire and Life Safety Educator Training</i>	Derek Nolan / David Stiltner
Name of Lead S.A.F.E. Educator who will complete MFA <i>Public Fire and Life Safety Educator Training</i> by December 31, 2023.	Virgilio Garcia

S.A.F.E. Mission Statement

The following represents the *core mission* of the S.A.F.E. program:

The Student Awareness of Fire Education (S.A.F.E.) program is a fire prevention education program designed to equip elementary, intermediate, and high school students with skills for recognizing the dangers of fire, including the fire risks posed by smoking-related materials. The program utilizes specially trained firefighters to teach fire and life safety education. Many of the firefighters are trained emergency medical technicians who have seen the catastrophic health effects of smoking-induced illnesses.

The S.A.F.E. educator serves as a role model for impressionable youth providing students with firsthand knowledge of the dangers associated with fire and age-appropriate information on preventing and surviving those fires that occur. Through a core school-based program, S.A.F.E. educators effect change in the behavior and the safety of the community at large.

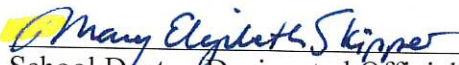
The S.A.F.E. Program is designed to create a partnership between the school and fire department. Working jointly to reach the goals and objectives of the state's Curriculum Frameworks and the Common Core of Learning, firefighters teach the Key Fire Safety Behaviors using the *Massachusetts Public Fire and Life Safety Education Curriculum Planning Guidebook* and model teamwork for the students.

Please sign and date below to acknowledge your community's pledge to adhere to the S.A.F.E. mission by striving to achieve its goals and objectives.


Designated Fire Official
Signature/Date

11/8/21
Print

Charles J. Breen Jr.


School Dept. – Designated Official
Signature/Date

Mary Elizabeth Skipper 12/2/2021
Print

Senior S.A.F.E. Mission Statement

The following represents the *core mission* of the Senior S.A.F.E. program:

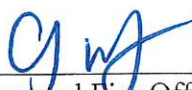
The Senior SAFE program is a fire prevention education program designed to improve the fire and life safety of older adults in the Commonwealth of Massachusetts through education that addresses the unique fire risks for this age group. Some of the risks include smoking, home oxygen use, cooking, electrical, and heating dangers. The program utilizes specially trained firefighters to teach fire and life safety education. Many of the firefighters are trained emergency medical technicians who have seen the catastrophic health effects of smoking-induced illnesses and the dangers of fire associated with home medical oxygen use.

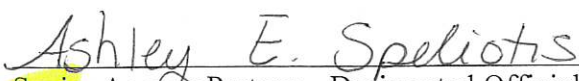
Senior SAFE aims to improve the safety of older adult homes. Programs may include the installation of smoke and carbon monoxide alarms, testing and replacing batteries in these devices, the installation and checking of house numbers, installing high-end heat limiting devices on stoves, in-hood stove fire extinguishers, nightlights, and other fall prevention interventions where needed to provide safety for the at-risk older adult population in the community. In addition to installing safety devices, education specific to their circumstances is a crucial component of improving the safety of older adults at home.

The Senior SAFE educator serves as a community leader who can provide firsthand knowledge of the dangers associated with fire, age-appropriate information on preventing and surviving those fires that occur and affect a change in the behavior of older adults.

The Senior SAFE Program is designed to create a partnership between older adults and fire departments through established providers of senior support services such as Councils on Aging, Senior Centers, Visiting Nurse Associations, or other similar agencies.

Please sign and date below to acknowledge your community's pledge to adhere to the S.A.F.E. mission by striving to achieve its goals and objectives.

	11/8/21	Charles J. Brewer Jr.
Designated Fire Official		Print
Signature/Date		

	
Senior Agency Partner – Designated Official	Print
Signature/Date	

	11/5/21
---	---------

Budget Worksheet:

Budget Category	Description Town: <u>SOMERVILLE</u>	School-Based Budget Amount \$ <u>6,500.00</u>	Senior S.A.F.E. Budget Amount \$ <u>2,400.00</u>
Salary	To defray personnel costs incurred as a result of a commitment to S.A.F.E., such as replacement costs of firefighters dedicated to S.A.F.E. program initiatives. Compensation paid to employees engaged in activities affiliated with this grant may include regular salary, replacement salary, overtime, overtime replacement, and other salary benefits	5,000.00	1,600.00
Training	To provide training of personnel in any nationally recognized fire safety curriculum. Training courses and seminars sponsored by the Department of Fire Services are available. Typical expenses in this category include tuition, S.A.F.E. related in-state travel or lodging, and meal expenses. This includes training conducted by the fire department which should be listed under personnel costs.		
Equipment	Costs associated with the purchase and installation of equipment affiliated with this grant. To purchase or lease equipment to support and enhance S.A.F.E. efforts such as televisions, DVD players, and camcorders. For the Senior SAFE Program, funds may be used to purchase smoke alarms, carbon monoxide alarms, replacement batteries, tools such as drills and step ladders for installation, high-end heat limiting devices for stoves, in-hood stove top fire extinguishers, house numbers, nightlights, and other similar fall prevention devices.	1,000.00	
Materials & Supplies	Costs associated with any materials or supplies affiliated with the grant including: program curriculum, workbooks, DVDs, videos, handouts, classroom supplies, T-shirts, bumper stickers, and other educational or promotional materials.		800.00
Other	To purchase miscellaneous and/or incidental items related to the successful implementation of the S.A.F.E. program.	500.00	
Total	The total should be the total amount you are eligible to apply for in your tier.	6,500.00	2,400.00

Balance of Unexpended Fiscal Year 2020 Funds \$ 0.00

(Any Unexpended funds should be returned to DFS)

Chief's signature



Date

11/8/21

Budget Narrative for School-Based S.A.F.E. Grants

Fully explain how are you going to spend your **S.A.F.E. grant**. What you will spend your grant on (personnel costs, supplies, etc.)? Identify how at least 50% of your school-based grant will be spent educating students. Include the attached budget sheet for both the school-based and Senior SAFE grants.

The S.A.F.E program in Somerville is focuses on fire safety presentations and education primarily to the third grade classrooms throughout the city. Following the fire safety presentations we have focused on evaluating the students using the third grade evaluation test provided by S.A.F.E. The educators provide the students with items such as plastic fire helmets, fire safety literature, heat sensitive color changing pencils.

Somerville Fire is committed to teaching children no only at the third grade level but also students of all ages. Community events are always attended where fire safety literature and giveaways are provided.

Recently we established a new program with the high school science classes with basic fire science methodology and use and operation of fire ext. Also, deployed our recently purchased model tech hazard house for a adaptive learning experience.

Identify your audience. Fully explain who you will be teaching. (Include all grades, number of classrooms you intend on visiting, number of visits to each classroom, etc.)

Somerville has approximately twenty third grade classrooms and it is our goal to attend one hundred percent of these classrooms with a fire safety presentation, along with an evaluation exam to fifty percent of the students.

Approximately 250 preschool students and kindergarten students were given a presentation geared to their age level.

A new program in regards to teaching basic fire science and use of fire extinguishers to approximately 100 high school students is in the early stages and was highly rated by the teachers.

Program Narrative for School-Based S.A.F.E. Grants

Give a full description of the following:

What are the Key Fire Safety Behaviors you will address during the year? Include how you will address the fire risk of **smoking materials (cigarettes, pipes, lighters, matches, etc.)**

The presentations are geared to "Never Play with Matches" with presentations and literature reinforcing the S.A.F.E program curriculum. Also, explained are the health effects of smoking. We continue to reinforce Stop Drop and Roll, knowing two ways out, and Stay Low and Go.

What curricula will you be using?

The curriculum follow the S.A.F.E guidelines as presented through the Massachusetts Public Fire and Safety Education guidebook. An evaluation test is also used for a reference source.

What instructional methods will you be using?

Lecture methods and props are currently used followed by a question and answer session. The presentations include distributing fire safety literature.

In regards to recent evaluations we will be looking to expand to a more adaptive program using audio and visual aids.

What other community events will you be sponsoring or involved with?

Somerville Fire Dept. partners with the three local libraries, we plan to continue reading sessions with the adolescent population. City events such as "Halloween Night and Costume Parade" and "Family Night out at Foss Park are always attended by Somerville Fire. A partnership with Tufts University includes events such as "Read by the River" and "Tufts Family Day."

What is your plan to evaluate your program? Be specific. Attach both the student and teacher evaluation forms you will use to this application. **If you are using the 3rd, 6th or 10th grade evaluations, attach only the cover sheet.**

See attached front cover

Presentations are conducted to the third grade classrooms. Following the presentation handouts and literature are distributed. The present teacher is asked to evaluate the class and mail the evaluation to the S.A.F.E coordinator.

Following the Fire Safety presentation we re visit the schools with the S.A.F.E exam for third graders in order to provide the Somerville Fire a skill set to how we can improve our teaching methods. Learning from the positive and negative feedback will ultimately strengthen our program.

Budget and Program Narrative for Senior SAFE Grants

Fully explain how you are going to spend your Senior SAFE funds.

What is your plan to address older adult fire safety? (For example: home visits, senior center visits, installations of smoke alarms or other safety devices) Explain.

In partnership with the Council on Aging we continue to install smoke detectors and carbon monoxide alarms for our seniors. We also provide night lights to assist with the potential of falling. Following the installation a safety & fall presentation is conducted. If any other Senior Safety hazards are discovered the educators are advised to correct the issue while at the home visit.

The plan of this year is to get back on track due to COVID and deploy our model tech hazard house at senior S.A.F.E events. Safety presentations will be given to the assisted living facilities and the Senior events.

Describe any training you intend to provide for other SAFE educators and/or non-fire department partners.

The members of the S.A.F.E program will receive training on the newly received Model Tech hazard house. Members will also receive updated training in regards to codes for proper installation of smoke and carbon monoxide detectors.

What are the Key Fire Safety Behaviors you will address during the year? **List at least 3.**

In home hazards and how to prevent and make their home safer including checking for working smoke and carbon monoxide detectors.

Develop an escape plan geared to your physical and mental abilities along with a family member or caregiver.

Smoke outside and away from combustibles, use a sand bucket to dispose smoking materials.

Stay in the kitchen when using the oven and cooking. Proper cooking methods.

Fully explain how you will work with your partnering agency to deliver fire safety information.

The council on Aging currently provides names of seniors in need of smoke and CO alarms. Installers provide safety inspections and are advised to address an unsafe issues.

Members of the SFD also notify the S.A.F.E coordinator if a senior is in need of updated smoke alarms as well as a safety hazard evaluation. The council on aging is notified of the property address.

What instructional methods will you use?

The demonstration method is used to eliminate unsafe fire behavior. Presenters take a proactive approach in order to prevent falls and unsafe behavior.

Fully explain your plan to keep track of smoke/CO alarm installations or home visits.

A record is kept of the address and names of the individuals receiving smoke/CO alarms and the number of alarms received.

For Online Submission Only

Signature page must be mailed to: Department of Fire Services
P.O. Box 1025, State Road
Stow, MA 01775
ATTN: 2022 S.A.F.E. Program

I hereby acknowledge that I have reviewed and approved the above grant and budget application and the information provided herein is, as of this date, true and accurate.

 Somerville 11/8/21
Signature – Chief of the Fire Department City/Town Date

For the School-based S.A.F.E. grant:

Please sign and date below to acknowledge your community's pledge to adhere to the S.A.F.E. mission by striving to achieve its goals and objectives.

 11/8/21
Signature - Designated Fire Official Date

Charles J. Breen Jr. Fire Chief
Print Name Title

 11/2/2021
Signature - Designated School Department Official Date

Mary Elizabeth Skipper Superintendent of Schools
Print Name Title

For the Senior SAFE Grant:

Please sign and date below to acknowledge your community's pledge to adhere to the S.A.F.E. mission by striving to achieve its goals and objectives.

 11/8/21
Signature - Designated Fire Official Date

Charles J. Breen Jr. Fire Chief
Print Name Title

 11/5/21
Signature - Designated Senior Agency Official Date

Ashley E. Speliotis Director, Somerville Council on Aging
Print Name Title

Joint Agreement Between

Joint Agreement Between

The Department of Fire Services

And

The S.A.F.E (Student Awareness of Fire Education) Grant Recipients

Senior SAFE Grant Recipients

(To be completed only by Communities/Districts submitting joint applications)

This agreement is entered into by and between the Commonwealth of Massachusetts, Department of Fire Services, State Road, Stow, Massachusetts and the City/Town of _____, as principal acting on behalf of itself and the City/Town(s) of _____, _____, _____, beneficiaries and regional grant recipients. This agreement is for:

Student-based S.A.F.E.

Senior SAFE

Both

In exchange for mutual promises contained herein, as good and sufficient consideration, the receipt and sufficiency of which are hereby acknowledged, the parties are agreed as follows:

TERMS AND CONDITIONS

I) The Department

A) The Department of Fire Services shall provide S.A.F.E. grant monies, in the amount of \$ _____, in accordance with the funding formula provided for in the regional SAFE grant application, incorporated herein by reference.

B) This money is intended to be used for public fire education services to be provided by the principal for itself and all its beneficiaries. The total grant award as provided, above, and shall be the total sum award for the principal and its beneficiaries as determined by the SAFE grant formula provided in the grant application.

II) The Principal and Beneficiaries

A) The principal and its beneficiaries agree to enter into any necessary agreements necessary to effectuate the purpose of the grant award and the terms of this agreement, including but not limited to, the execution of contracts related to the grant.

B) The principal and beneficiaries, expressly warrant that they will abide by the terms of the S.A.F.E. grant and this agreement in exchange for the grant award monies provided for and referenced herein. The beneficiaries will “forgo funding” for their respective communities in exchange for their receipt of services as provided herein.

So Agreed:

For the Department of Fire Services:

Peter J. Ostroskey, State Fire Marshal

Date

For the Principal: City/Town of _____

Designated Signature Authority

Print Name and Title

Date

For the Beneficiaries:

City/Town of: _____

Designated Signature Authority

Print Name and Title

Date

City/Town of: _____

Designated Signature Authority

Print Name and Title

Date

City/Town of: _____

Designated Signature Authority

Print Name and Title

Date

FY 2022 S.A.F.E. & Senior S.A.F.E Program Grant Score Sheet

Fire Department

Score: ____

Reviewers Initials

Date: ____

Participation in MFIRS	5 points		
Participation in MFIRS is current through June 2021 Yes = 5 points, No = 0 points <i>Verification will be made by the Department of Fire Services</i> Note: Communities must score 5 points to qualify			
Training of S.A.F.E. Educators	30 points		
PFALSE Trained Member: Name: _____ <div style="text-align: right;">=30 points</div>			
OR Name of Member to Complete PFALSE by June 30, 2022: _____ Name: _____ <div style="text-align: right;">=25 points</div>			
Program Organization	40 Points		
Presentation Style:	20 Points		
Assembly/Auditorium Presentation = 5 points			
Combination Assembly, Classroom, Home Presentations= 12 points			
Individual Classroom or Home Presentations= 20 Points			
Multiple Contacts:	10 Points		
1 contact per student/ senior = 2 points			
2 contacts per student/ senior = 5 points			
3 contacts per student / senior = 8 points			
4 or more contacts per student/senior = 10 points			
Breadth of Program:	10 points		
Less than 10 total classroom/senior household contacts or 20% of the student population/senior community reached <div style="text-align: right;">= 2 points</div>			
11-25 total classroom/senior household contacts or 40% of the student population/senior community reached <div style="text-align: right;">= 4 points</div>			
26-50 total classroom/senior household contacts or 60% of the student population/senior community reached <div style="text-align: right;">= 6 points</div>			
51-75 total classroom/senior household contacts or 80% of the student population/senior community reached			

	= 8 points		
More than 76 total classroom/senior household contacts or greater than 80% of the student/senior population reached	= 10 points		
Evaluation	25 points		
Document the method of conducting student evaluations	=Range 0-10 points		
Document the method of conducting educator evaluation	=Range 0-10 points		
Using the S.A.F.E. 3 rd grade evaluation tool	= 5 points		
	Total Points:		
<i>Notes on Application:</i>			

East Somerville

of Students = 89

Capt. Stiltner



S.A.F.E Educators Evaluation Form

Please answer each question using the number scale provided.

- 1=Excellent
- 2=Very Good
- 3=Average
- 4=Below Average
- 5=Poor

Questions

- | | |
|--|----------|
| 1. Was the SAFE educator prepared for the class? | <u>1</u> |
| 2. How would you rate the SAFE educator's communication skills? | <u>1</u> |
| 3. How would you rate the SAFE educator's presentation style? | <u>1</u> |
| 4. How would you rate the SAFE educator's knowledge of the material? | <u>1</u> |
| 5. Was the material taught age appropriate? | <u>1</u> |
| 6. Please rate the use of visual aids/demonstrations? | <u>2</u> |
| 7. Did the SAFE educator answer all the questions effectively? | <u>1</u> |

Comments:

We're always appreciative of the fire safety presentation. Thank you, David!

Would you like to be contacted regarding this evaluation? _____
Contact Info _____

Thank you for your feedback



CITY OF SOMERVILLE, MASSACHUSETTS
FIRE DEPARTMENT
266 Broadway
Somerville, Massachusetts 02145

CHARLES J. BREEN, JR.
CHIEF ENGINEER

TEL: (617) 623-1700

FAX: (617) 625-8101

10-6-21

20 students

ST. Theresa's

MS. Ernestine T

S.A.F.E. Educator Evaluation

Classroom teacher or principal, please take a moment to answer the following questionnaire. I would consider your comments a great asset to the success of our programs.

Subject: 3rd grade

Program:

- 1.) Do you feel that the S.A.F.E. Program presented to your class was beneficial?
Yes ☒ No ☐
- 2.) Was the program presented in an understandable manner?
Yes ☒ No ☐
- 3.) Do you feel that the subject being taught was appropriate for the students' abilities/skill level?
Yes ☒ No ☐
- 4.) Were the visual aids used effective or inappropriate?
Yes ☒ No ☐

If inappropriate, could you explain why?

Instructor:

- 1.) Do you feel the S.A.F.E. Educator was well versed in the subject matter?
Yes ☒ No ☐
- 2.) Was the S.A.F.E. Educator able to maintain attention and discipline?
Yes ☒ No ☐
- 3.) Should we have more material to be sent home for family activities or more for classroom activities?
Yes ☐ No ☒

Could you explain your reasoning?

Somerville Public Schools

Page 1

District Enrollment

November 2, 2021

School	School Name	PK	K	1	2	3	4	5	6	7	8	9	10	11	12	SP	Other	Total
AFAS	Albert F. Argenziano School	18	67	84	72	62	62	49	61	42	42	0	0	0	0	0	0	559
BRN	Benjamin G. Brown School	0	37	33	39	31	18	29	0	0	0	0	0	0	0	0	0	187
CAP	Michael E. Capuano Early	150	54	0	0	0	0	0	0	0	0	0	0	0	0	0	0	204
ESCS	East Somerville Community	0	60	78	78	89	81	77	84	72	77	0	0	0	0	0	0	696
FC	Full Circle Alternative School	0	0	0	0	0	0	0	0	0	0	11	11	16	15	0	0	53
HEA	Arthur D. Healey School	25	45	49	60	58	47	49	47	48	46	0	0	0	0	0	0	474
KDY	John F. Kennedy School	18	41	37	49	46	39	42	61	65	46	0	0	0	0	0	0	444
NW	Next Wave Alternative School	0	0	0	0	0	0	0	0	11	9	0	0	0	0	0	0	20
SHS	Somerville High School	0	0	0	0	0	0	0	0	0	0	396	328	272	317	11	0	1324
SPED	Outplaced Special Ed	10	3	2	3	7	4	7	3	5	8	7	9	5	6	9	0	88
WHCS	Winter Hill Community	18	24	49	50	34	27	46	62	66	57	0	0	0	0	0	0	433
WSNS	West Somerville	18	42	37	46	42	30	31	44	42	39	0	0	0	0	0	0	371
Totals		257	373	369	397	369	308	330	362	351	324	414	348	293	338	20	0	4853

School Name: St. Theresa
Date: 3-12-2021
Booklet #: 1

SAFED

Third Grade
Evaluation

STUDENT AWARENESS OF FIRE EDUCATION

Students: Thank you for helping the firefighters find out how well they did teaching.

Student Awareness of Fire Education (S.A.F.E.) Program

A partnership between
local fire departments and schools &
the state Department of Fire Services
Commonwealth of Massachusetts
P.O. Box 1025 • Stow, MA 01775
(978) 567-3380 • 1-877-9NO-FIRE

Robert's Aunt Mary comes to visit.

Aunt Mary smokes.



Here are some questions. Put a circle around the letter next to the correct answer.

1. Where should Aunt Mary go to smoke?

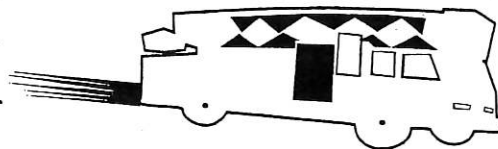
- A. In the bathroom
- B. To the kitchen
- ☒ C. Outside the building
- D. To the hallway

2. What are cigarettes made of?


- A. charcoal
- B. wheat
- C. wood
- ☒ D. tobacco

3. Which ways are smoking materials dangerous?

- A. Smoke from cigars, cigarettes or pipes is unhealthy
- ☒ B. Cigars, cigarettes, pipes, matches and lighters can cause fires
- C. Tobacco is poisonous
- D. All of these ways



It is night time and Robert is asleep. There is smoke coming over his bedroom door. The smoke alarm is making a loud screeching sound. The smoke alarm wakes Robert up.



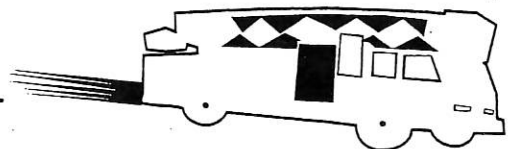
Here are some questions. Put a circle around the letter next to the correct answer.

7. What does it mean when the smoke alarm goes off?

- A. The batteries should be changed
- B. You should call 911
- C. Stop what you are doing and follow the escape plan
- D. The smoke alarm is broken

8. What should Robert do?

- A. Hide in his closet
- B. Crawl low under the smoke to get away from the smoke
- C. Run to get Inez
- D. Go tell his mother



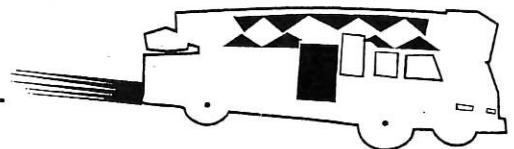
Robert is on his back porch. The firefighter is coming up the ladder.



Here is another question. Put a circle around the letter next to the correct answer.


11. What should Robert do?

- A. Open the door to the apartment and call to his parents
- B. Go inside and call his parents
- C. Hide from the firefighter
- ☒ D. Go toward the firefighter and wait until the firefighter gets to him



Here are some questions. Put a circle around the letter next to the correct answer.

12. What is the **FIRST** thing Claudia should do?
- A. Run across the street to tell Ruby and Rosa to get out of the house
 - B. Yell "FIRE!" as loud as she can from her porch
 - ☒ C. Go to the nearest telephone and call 911
 - D. Find her mother and tell her there is a fire
13. When a person calls 911 what should the person **NOT** do?
- ☒ A. Say there is a fire and hang up
 - B. Tell what the emergency is and where it is
 - C. Tell their name and where they are
 - D. Stay on the phone until the dispatcher tells them to hang up
14. Which of the following things is **NOT** an emergency?
- A. When there is a fire in the house
 - B. When someone falls and is knocked out
 - C. When someone can't breathe
 - ☒ D. When someone's pet cat is up in a tree and won't come down.



Here is another question. Put a circle around the letter next to the correct answer.

18. If a smoke alarm uses regular batteries, how often should the batteries be replaced?

- A. Twice a year
- B. Only when the smoke alarm makes a chirping sound
- C. Once a year
- D. Every two years

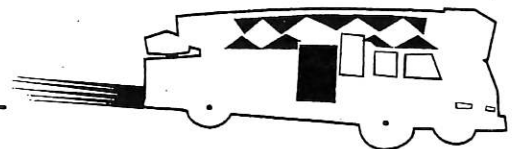
It is Ruby and Rosa's birthday, and all the children in the neighborhood are invited to a barbecue in the backyard.



Here is a question. Put a circle around the letter next to the correct answer.

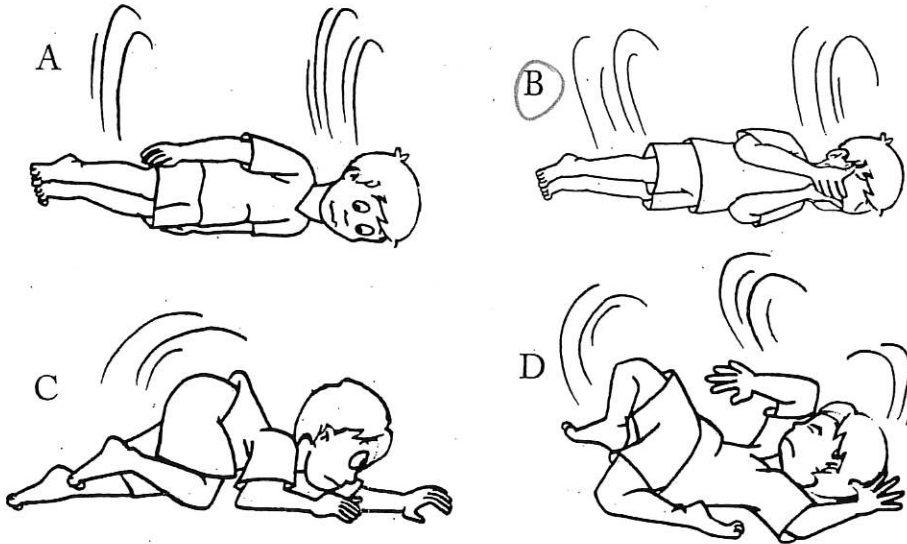
19. Which are the things in the backyard that could be hot and could burn you?

- A. Barbecue grill
- B. Candles
- C. Matches and lighter
- D. All of these





Here is another question. Put a circle around the letter next to the correct answer.

21. Which picture shows the correct way to stop-drop-and-roll?



Marcus and his mother are making their home escape plan.





Claudia's father loves cars and trucks. He takes Claudia and her friends to the auto show to see the new model cars. The auto show is in a huge room, like the gym or auditorium at school.

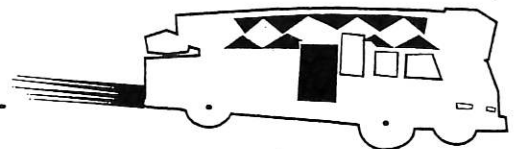
Here are some questions. Put a circle around the letter next to the correct answer.

25. Which word marks the way out of a building in an emergency like a fire?

- A. Extra
- ☒ B. Exit
- C. Extreme
- D. Export

26. If there is an emergency and they have to get out of the auto show, how many ways out of the auto show can they see?


- A. One
- ☒ B. Two
- C. Three
- D. Four



Here is another question. Put a circle around the letter next to the correct answer.

28. What should Claudia do NEXT?

- A. Go back to making toast
- B. Put jelly on Grace's toast
- C. Put a bandage on the burn
- ☒ D. Tell a grownup she has a burn



Now Claudia is going to help clean up. She will fill the sink with water so she can wash the dishes.

Here is another question. Put a circle around the letter next to the correct answer.

29. What is the FIRST thing Claudia should do?

- A. Turn on hot water all the way
- B. Turn on hot water and cold water at the same time
- ☒ C. Turn on cold water
- D. Turn on hot water and wait until it is hot. Then turn on cold water

