



CITY OF SOMERVILLE

Commonwealth of Massachusetts

93 Highland Avenue

Somerville, MA 02143

(617) 625-6600

BUSINESS LICENSE APPLICATION - Grant of Location

File #: 19-014840

License #: BL19-000091

Address: 59 DARTMOUTH ST

Licensee: Matthew Pricco Network Building + Consulting

DBA Name: ExteNet Systems, Inc.

Business Ownership Type: Corporation

Legal Name of Entity: ExteNet Systems, Inc.

Owners/Officers: James A. Hyde, H. Anthony Lehv, Daniel L. Timm,

License Information:

Grant of location issued to: ExteNet Systems, Inc.

Describe the reason for the work, and the intended beneficiaries: Installation of a small cell wireless facility on a wood utility pole in the public right-of-way. The facility will improve wireless communications services for residents, businesses, and visitors in the vicinity.

Insert here the same detailed description of the work as appears in the attached Grant of Location Order: Extenet proposes to install a small cell wireless facility on an existing wood utility pole. The principal elements of the proposed facility are an antenna housed in a 24" long shroud at the top of the pole and three radios in a shroud also mounted on the pole. See the plans accompanying this application for details. This proposal improves wireless capacity for residents, businesses and visitors.

Approval Conditions:

Approved By:

Andrea Torres, Approved

Karla Cuarezma, Approved

Vanessa Boukili, Approved with Conditions

APPROVAL CONDITION: VB20191031: Contractor shall take all necessary precautions to avoid damaging any tree or tree part with equipment.

APPROVAL CONDITION: VB20191031: All nearby street tree(s) shall be protected prior to and during all construction activities using TREE BOX or TREE WRAPS. This includes the large Callery Pear tree approximately 20 feet north of the pole. . TREE BOX shall be constructed from 2 in. x 4 in. lumber creating a box around the border of the tree pit with 2 in. x 4 in. lumber standing straight up at the

corners and wrapped with orange snow fence. . TREE WRAPS (TREE TRUNK WRAPPING PROTECTION LUMBER) shall consist of 2 in. x 4 in. and 8 ft. height lumber wired together in close spacing with zip ties or 16 gauge galvanized steel wire to form a protective enclosure around tree trunks. Use burlap to separate the wood from the bark if necessary to prevent wood from scraping or bruising bark. Do not use staples or puncture the trunk in any way.

APPROVAL CONDITION: VB20191031: Any tree roots less than two (2) inches in diameter that cannot be avoided during construction shall be carefully and cleanly cut with a clean pair of pruning shears or loppers. Roots are to be cut back flush with the edge of the trench. If any tree roots greater than two (2) inches in diameter are encountered, stop work immediately and contact the City Urban Forester. Any and all pruning of roots greater than 2 inches in diameter must be completed under the supervision of the City Urban Forester.

Steve MacEachern, Approved

John J. Long, Approved



CITY OF SOMERVILLE, MASSACHUSETTS
CITY CLERK'S OFFICE
JOSEPH A. CURTATONE
MAYOR

JOHN J. LONG
CITY CLERK

November 6, 2019

NOTICE

You are hereby notified that the Somerville City Council will hold a Public Hearing on the following Petition. You are receiving this Notice because the Petitioner has reported that you own property that abuts the work that is being proposed. You and other members of the public are invited to attend and be heard at this Hearing. If you are unable to attend, you may send written comments by US mail or by email to my attention, but they must arrive no later than 12 Noon on the day of the Hearing, in order to be sure they are conveyed to the Council.

PETITION: Extenet seeks a Grant of Location to install a small cell wireless facility on an existing utility pole near 59 Dartmouth Street.

PLACE: City Council Chamber, 2nd Floor, City Hall, 93 Highland Avenue, Somerville.

TIME: Thursday, November 14, 2019, at 7:00 PM.

PURPOSE: The work is necessary to provide or improve wireless communication to the immediate area.

John J. Long
City Clerk

**ORDER FOR GRANT OF LOCATION FOR
WIRES, CABLES, POLES, PIERS, ABUTMENTS, CONDUITS OR FIXTURES**

**City of Somerville, Massachusetts
In Board of Aldermen**

WHEREAS, ExteNet Systems, Inc. (hereinafter known as the PETITIONER) has petitioned for permission to construct upon, along, under or across the public way(s), the following:

INSERT DESCRIPTION OF WORK HERE

59 Dartmouth Street

Extenet proposes to install a small cell wireless facility on an existing wood utility pole. The principal elements of the proposed facility are an antenna housed in a 24" long shroud at the top of the pole and three radios in a shroud also mounted on the pole. See the plans accompanying this application for details. This proposal improves wireless capacity for residents, businesses and visitors.

AND WHEREAS, notice has been given and a hearing held on said petition as provided by law; NOW THEREFORE BE IT

ORDERED that the PETITIONER be and hereby is granted permission by the Board of Aldermen to complete the construction described above, all in accordance with the following conditions:

1. PETITIONER shall locate and complete all work as shown by plan(s) dated _____, and as may have been amended by the City.
2. PETITIONER shall comply with the requirements of existing ordinances and such as may hereafter be adopted governing the construction.
3. PETITIONER shall perform all work to the requirements and satisfaction of the Department of Public Works or other such officer(s) as may be hereafter appointed by the City.

Approved by the Board of Aldermen on the _____ day of _____, 20____,

A True Record. Attest: _____ Date: _____
City Clerk

Certificate


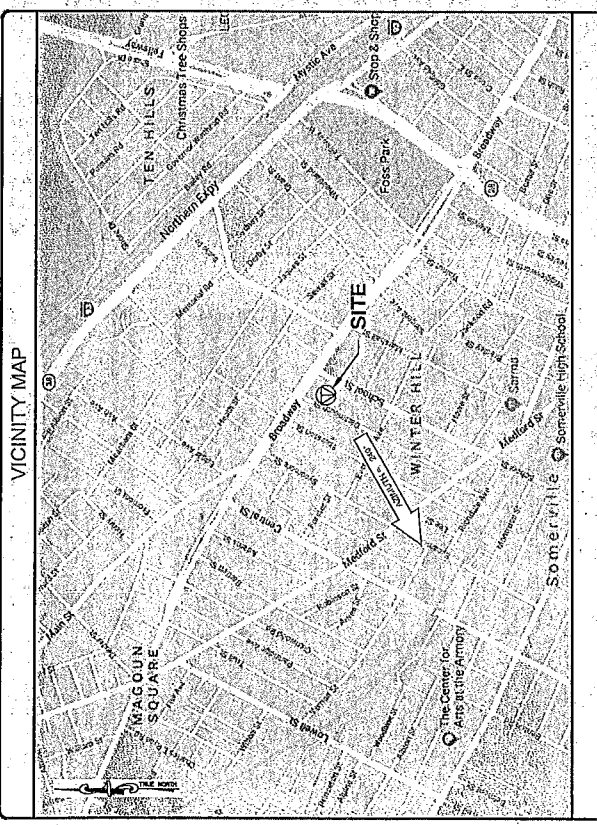
I hereby certify that the foregoing Order was adopted by the Board of Aldermen on the _____ day of _____, 20____, after due notice and public hearing as prescribed by Section 22 of Chapter 166 of the General Laws and any additions or amendments thereto, said public hearing held in said City on the _____ day of _____, 20____, and recorded with the records of Grant of Location Orders of said City, as _____.

Certified. Attest: _____ Date: _____
City Clerk

LATITUDE: 42.393121°
LONGITUDE: -71.095520°



NE-MA-BSTN3N01-TMO
NE-MA-BSTN3N01-03307 / NE3203BA_21LAB
PROPOSED SMALL CELL NODE
59 DARTMOUTH STREET, SOMERVILLE, MA 02145
CITY OF SOMERVILLE, MIDDLESEX COUNTY




NE-C ENGINEERING SERVICES, LLC
TOTALLY COMMITTED.
REGISTERED PROFESSIONAL ENGINEER
STATE OF MASSACHUSETTS
NO. 50019

extenet SYSTEMS
350 WASHINGTON STREET, SUITE 340
SOMERVILLE, MA 02145
(617) 252-8327

NE-MA-BSTN3N01-03307
TMO ID: NE3203BA_21LAB
59 DARTMOUTH STREET
SOMERVILLE, MA 02145
MIDDLESEX COUNTY

REVISIONS

NO.	DATE	DESCRIPTION	BY
2	05/21/19	REVISED	HSB
1	05/09/19	FINAL	ONE
0	04/17/19	PRELIMINARY	ALM



RUPPARAN KOLLANDAVELU, P.E.
MA PROFESSIONAL ENGINEER LIC #50019

TITLE SHEET

SHEET NUMBER
01 OF 05

DRAWING INDEX

NO.	DESCRIPTION
.01	TITLE SHEET
.02	NOTES
.03	ELEVATION
.04	ANTENNA & EQUIPMENT DETAILS
.05	ELECTRICAL & GROUNDING DETAILS

CODE COMPLIANCE


ALL WORK AND MATERIALS SHALL BE PERFORMED AND INSTALLED IN ACCORDANCE WITH THE CURRENT EDITIONS OF THE FOLLOWING CODES AS ADOPTED BY THE LOCAL GOVERNING AUTHORITIES. NOTHING IN THESE PLANS IS TO BE CONSTRUED TO PERMIT WORK NOT CONFORMING TO THE LATEST EDITIONS OF THE FOLLOWING CODES:

- ANSI/ISA-222-6
- TIA 607
- INSTITUTE FOR ELECTRICAL & ELECTRONICS ENGINEER #1
- 2015 NATIONAL ELECTRICAL CODE
- 2017 NATIONAL ELECTRICAL CODE
- NFPA 70B EDITION 2016
- 2015 INTERNATIONAL ELECTRIC SAFETY CODE LATEST EDITION
- AMERICAN CONCRETE INSTITUTE
- MANUAL OF STEEL CONSTRUCTION 15TH EDITION

PROJECT INFORMATION

PROJECT NAME: NE-MA-BSTN3N01-TMO
POLE TAG: 95/17
LONGITUDE: 42.393121°
LATITUDE: -71.095520°
CITY: SOMERVILLE
MIDDLESEX COUNTY
EXTENET PROJECT MANAGER: 350 WASHINGTON AVENUE, SUITE 340
SOMERVILLE, MA 02145
PHONE: (617) 252-8327
HUB LOCATION: HUB-ARS065B
350 WASHINGTON AVENUE, SUITE 340
SOMERVILLE, MA 02145
ELECTRIC COMPANY: EVERSOURCE

REV	DATE	DESCRIPTION	BY
1	04/27/11	PRELIMINARY	ONE
2	06/24/11	REVISED	NSR
3	07/27/11	REVISED	ONE
4	08/27/11	REVISED	ONE



PROFESSIONAL STAMP
STEPHEN J. KAVANAGH
NO. 50075
REGISTERED PROFESSIONAL ENGINEER
STATE OF MASSACHUSETTS

ENGINEER
KAVANAGH, KOLANDRELLI & P.
100 PROFESSIONAL ENGINEER, LIC. #50075

ENGINEERING FIRM
APPLICANT
SITE INFORMATION
DESIGN RECORD
PROFESSIONAL STAMP
ENGINEER
SHEET NUMBER
SHEET TIME
SHEET NUMBERS



Know what's below.
Call before you dig.

WEATHER SEAL GUIDELINES:

1. THE WEATHER SEAL SHALL BE APPLIED TO ALL WEATHER EXPOSED JOINTS TO PREVENT WATER INTRUSION. THE SEAL SHALL BE APPLIED TO ALL WEATHER EXPOSED JOINTS TO PREVENT WATER INTRUSION. THE SEAL SHALL BE APPLIED TO ALL WEATHER EXPOSED JOINTS TO PREVENT WATER INTRUSION.
2. THE WEATHER SEAL SHALL BE APPLIED TO ALL WEATHER EXPOSED JOINTS TO PREVENT WATER INTRUSION. THE SEAL SHALL BE APPLIED TO ALL WEATHER EXPOSED JOINTS TO PREVENT WATER INTRUSION.
3. THE WEATHER SEAL SHALL BE APPLIED TO ALL WEATHER EXPOSED JOINTS TO PREVENT WATER INTRUSION. THE SEAL SHALL BE APPLIED TO ALL WEATHER EXPOSED JOINTS TO PREVENT WATER INTRUSION.
4. THE WEATHER SEAL SHALL BE APPLIED TO ALL WEATHER EXPOSED JOINTS TO PREVENT WATER INTRUSION. THE SEAL SHALL BE APPLIED TO ALL WEATHER EXPOSED JOINTS TO PREVENT WATER INTRUSION.
5. THE WEATHER SEAL SHALL BE APPLIED TO ALL WEATHER EXPOSED JOINTS TO PREVENT WATER INTRUSION. THE SEAL SHALL BE APPLIED TO ALL WEATHER EXPOSED JOINTS TO PREVENT WATER INTRUSION.

GROUNDING NOTES:

1. THE CONTRACTOR SHALL BE RESPONSIBLE FOR THE PROPER INSTALLATION OF ALL ELECTRICAL WEATHERING AND WEATHERING DEVICES.
2. THE CONTRACTOR SHALL BE RESPONSIBLE FOR THE PROPER INSTALLATION OF ALL ELECTRICAL WEATHERING AND WEATHERING DEVICES.
3. THE CONTRACTOR SHALL BE RESPONSIBLE FOR THE PROPER INSTALLATION OF ALL ELECTRICAL WEATHERING AND WEATHERING DEVICES.
4. THE CONTRACTOR SHALL BE RESPONSIBLE FOR THE PROPER INSTALLATION OF ALL ELECTRICAL WEATHERING AND WEATHERING DEVICES.
5. THE CONTRACTOR SHALL BE RESPONSIBLE FOR THE PROPER INSTALLATION OF ALL ELECTRICAL WEATHERING AND WEATHERING DEVICES.

GROUNDING GUIDELINES:


1. THE CONTRACTOR SHALL BE RESPONSIBLE FOR THE PROPER INSTALLATION OF ALL ELECTRICAL WEATHERING AND WEATHERING DEVICES.
2. THE CONTRACTOR SHALL BE RESPONSIBLE FOR THE PROPER INSTALLATION OF ALL ELECTRICAL WEATHERING AND WEATHERING DEVICES.
3. THE CONTRACTOR SHALL BE RESPONSIBLE FOR THE PROPER INSTALLATION OF ALL ELECTRICAL WEATHERING AND WEATHERING DEVICES.
4. THE CONTRACTOR SHALL BE RESPONSIBLE FOR THE PROPER INSTALLATION OF ALL ELECTRICAL WEATHERING AND WEATHERING DEVICES.
5. THE CONTRACTOR SHALL BE RESPONSIBLE FOR THE PROPER INSTALLATION OF ALL ELECTRICAL WEATHERING AND WEATHERING DEVICES.

GENERAL NOTES:

1. THE CONTRACTOR SHALL BE RESPONSIBLE FOR THE PROPER INSTALLATION OF ALL ELECTRICAL WEATHERING AND WEATHERING DEVICES.
2. THE CONTRACTOR SHALL BE RESPONSIBLE FOR THE PROPER INSTALLATION OF ALL ELECTRICAL WEATHERING AND WEATHERING DEVICES.
3. THE CONTRACTOR SHALL BE RESPONSIBLE FOR THE PROPER INSTALLATION OF ALL ELECTRICAL WEATHERING AND WEATHERING DEVICES.
4. THE CONTRACTOR SHALL BE RESPONSIBLE FOR THE PROPER INSTALLATION OF ALL ELECTRICAL WEATHERING AND WEATHERING DEVICES.
5. THE CONTRACTOR SHALL BE RESPONSIBLE FOR THE PROPER INSTALLATION OF ALL ELECTRICAL WEATHERING AND WEATHERING DEVICES.

ELECTRICAL NOTES:


1. THE CONTRACTOR SHALL BE RESPONSIBLE FOR THE PROPER INSTALLATION OF ALL ELECTRICAL WEATHERING AND WEATHERING DEVICES.
2. THE CONTRACTOR SHALL BE RESPONSIBLE FOR THE PROPER INSTALLATION OF ALL ELECTRICAL WEATHERING AND WEATHERING DEVICES.
3. THE CONTRACTOR SHALL BE RESPONSIBLE FOR THE PROPER INSTALLATION OF ALL ELECTRICAL WEATHERING AND WEATHERING DEVICES.
4. THE CONTRACTOR SHALL BE RESPONSIBLE FOR THE PROPER INSTALLATION OF ALL ELECTRICAL WEATHERING AND WEATHERING DEVICES.
5. THE CONTRACTOR SHALL BE RESPONSIBLE FOR THE PROPER INSTALLATION OF ALL ELECTRICAL WEATHERING AND WEATHERING DEVICES.



NE-MA-BSTN01-03307
 TWO (2) NES203BA ZL14S
 50 DARTMOUTH STREET
 SOMERVILLE, MA 02145
 MIDDLESEX COUNTY

REVISIONS

NO.	REV. DATE	DESCRIPTION	BY
1	08/27/19	PRELIMINARY	ALM
2	09/19/19	REVISED	MSR
3	09/27/19	FINAL	CWE



KRUPAROVAN KOLANDAVELU P.E.
 MA PROFESSIONAL ENGINEER LIC. #50013

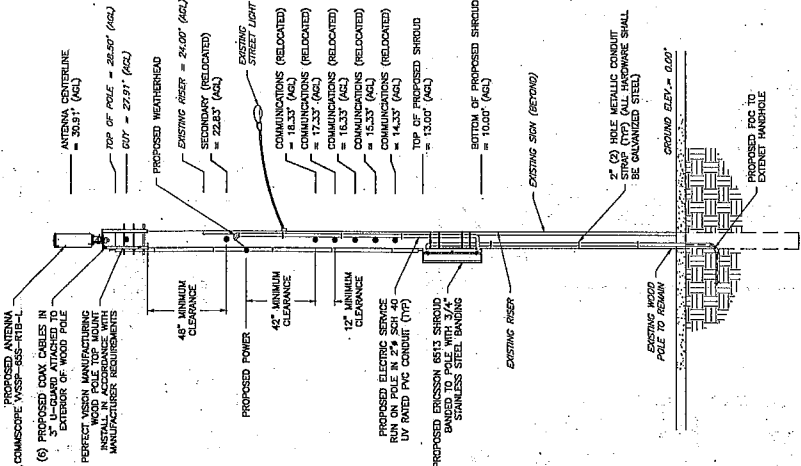
ELEVATION

SHEET NUMBER
 03 OF 05

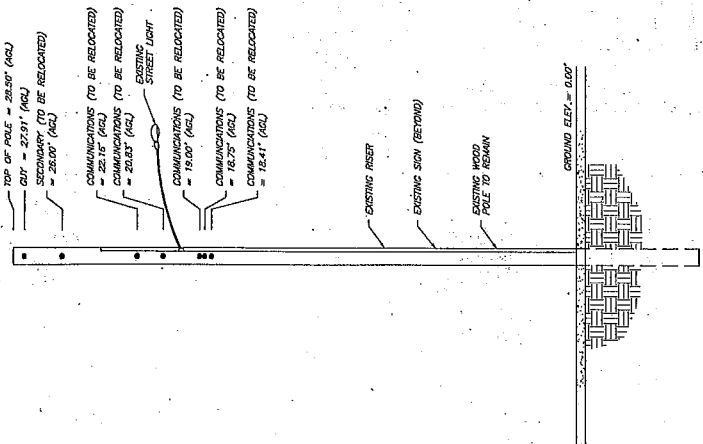


- NOTES:
- EQUIPMENT ELEVATION IS SUBJECT TO MAKE READY PERFORMED BY POLE OWNER.
 - NEW Poles SHALL BE ASYN. CAPABLE AND DESIGNED FOR THE FOLLOWING INFORMATION: TRANSMITTING SYSTEM, EQUIPMENT CENTER & PROPER CONTACT MOUNTING HEIGHT IN FIELD.
 - MAINTAIN MINIMUM OF 8'-6" FROM GROUND LEVEL TO BOTTOM OF PROPOSED SHROUD.
 - MAINTAIN MINIMUM OF 42" FROM TOP COMMUNICATION ATTACHMENT TO BOTTOM SECONDARY POWER ATTACHMENT.
 - MAINTAIN MINIMUM OF 48" CLEARANCE IN ANY DIRECTION FROM ANTENNA AND MOUNTING BRACKET TO NEAREST SECONDARY POWER CONNECTION.
 - MAINTAIN MINIMUM OF 12" FROM TOP COMMUNICATIONS-LINE TO ANY ADDITIONAL COMMUNICATIONS LINE.
 - MAINTAIN MINIMUM OF 5' FROM GROUND LEVEL TO METER LOCATION.
 - MAINTAIN MINIMUM OF 6' CLEARANCE IN ANY DIRECTION FROM ANTENNA AND MOUNTING BRACKET TO NEAREST PRIMARY POWER CONNECTION.
 - EQUIPMENT TO BE INSTALLED ON OPPOSITE SIDE OF TRAFFIC FLOW.
 - POWER SUPPLY & WIRING SHOULD BE INSTALLED ON THE SAME SIDE OF THE POLE WITH THE SECONDARY(S) AND COMMUNICATION CABLE(S) TO ACCOMMODATE CLIMBING OF THE POLE.


ATTACHMENT HEIGHTS, ANTENNA AND EQUIPMENT LOCATIONS
 PENDING MAKE-READY AND STRUCTURAL ANALYSIS




PROPOSED ELEVATION (LOOKING SOUTHWEST)



EXISTING ELEVATION (LOOKING SOUTHWEST)





NE-MA-BSTN3101-03307
 TMO ID: NE3203BA_21LAB
 59 DARTMOUTH STREET
 SOMERVILLE, MA 02145
 MIDDLESEX COUNTY

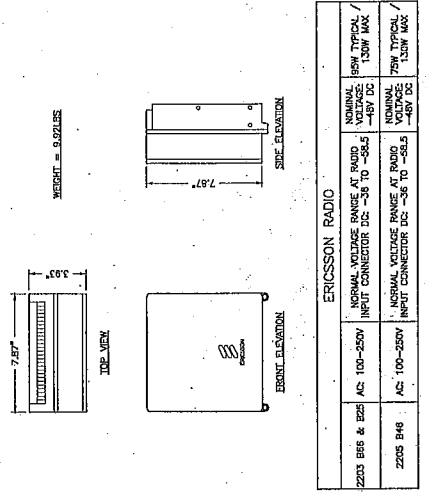
REVISIONS

REV	DATE	DESCRIPTION	BY
2	06/29/19	ISSUED	NAB
1	06/29/19	FINAL	ONE
0	04/27/19	PRELIMINARY	ALL



RUPANAN KOLANDAVELU, P.E.
 MA PROFESSIONAL ENGINEER LIC. #58019

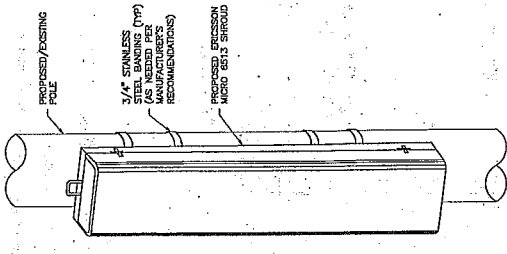
ANTENNA & EQUIPMENT DETAILS
 SHEET NUMBER 04 OF 05



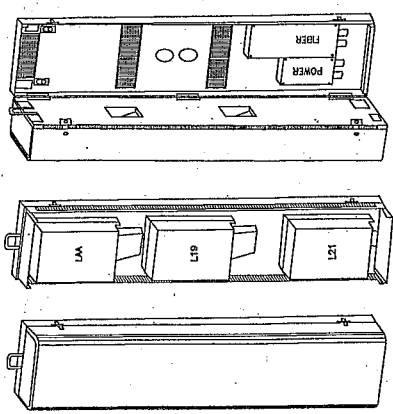
ERICSSON RADIO

2203 B5S & E2E	AC: 100-250V	NORMAL VOLTAGE RANGE AT RADIO INPUT CONNECTOR DC: -55 TO -58.5	NORMAL VOLTAGE RANGE AT RADIO INPUT CONNECTOR DC: -56 TO -58.5	90V TYPICAL 1.50W MAX
2205 B4E	AC: 100-250V	NORMAL VOLTAGE RANGE AT RADIO INPUT CONNECTOR DC: -56 TO -58.5	NORMAL VOLTAGE RANGE AT RADIO INPUT CONNECTOR DC: -56 TO -58.5	90V TYPICAL 1.50W MAX

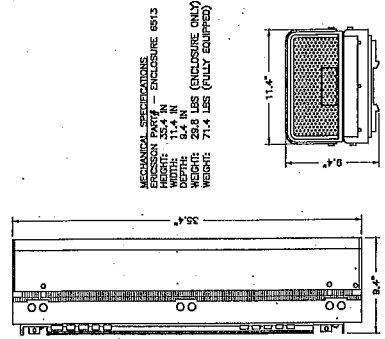
3 ERICSSON REMOTE RADIO UNIT (RRU) 04 NTS



2 EQUIPMENT MOUNTING DETAIL 04 NTS

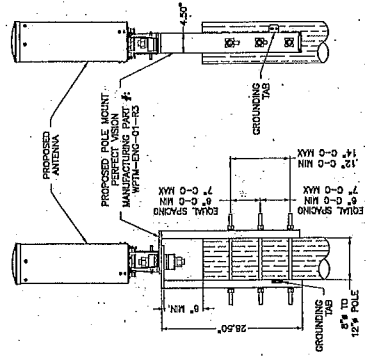


BACK INTERIOR ELEVATION
 FRONT INTERIOR ELEVATION

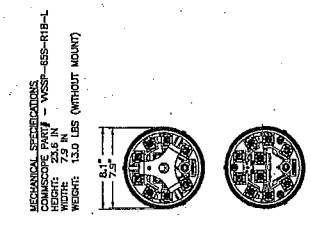


1 ERICSSON MICRO 6513 SHROUD DETAIL 04 NTS

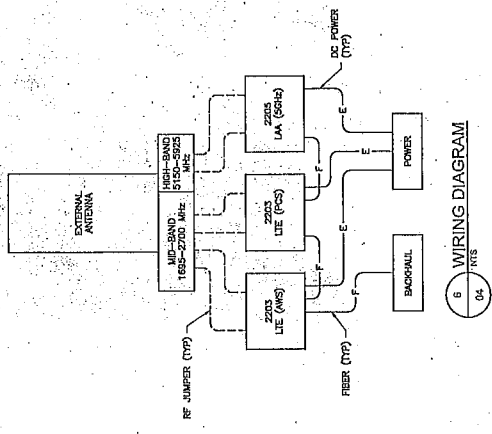
MECHANICAL SPECIFICATIONS
 ERICSSON PART # ENCLOSURE 6513
 HEIGHT: 35.4 IN
 WIDTH: 11.4 IN
 DEPTH: 9.4 IN
 WEIGHT: 71.4 LBS (FULLY EQUIPPED)



5 ANTENNA MOUNT DETAIL 04 NTS



4 ANTENNA DETAIL 04 NTS




6 WIRING DIAGRAM 04 NTS

MINIMUM SPECIFICATIONS
 ENCLOSURE PART # - WESP-65S-R18-L
 HEIGHT: 23.6 IN
 WIDTH: 13.0 IN
 WEIGHT: 13.0 LBS (WITHOUT MOUNT)

REVISIONS

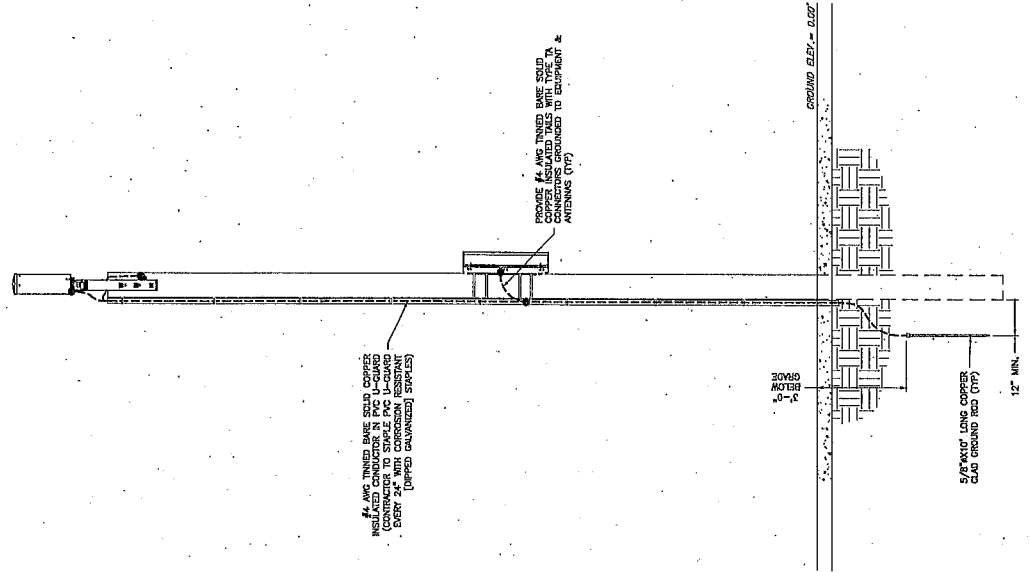
REV	DATE	DESCRIPTION	BY
2	09/29/19	REVISED	NSB
1	08/29/19	FINAL	CVE
0	04/07/19	PRELIMINARY	AM



KRIPAKAN VOLANDAVELU P.E.
MA PROFESSIONAL ENGINEER, #52019

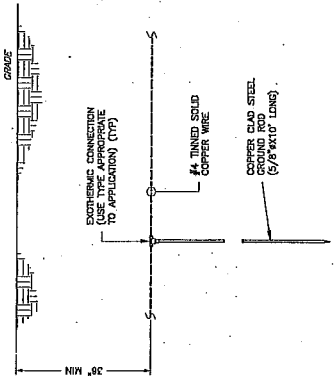
ELECTRICAL & GROUNDING DETAILS

SHEET NUMBER
05 OF 05

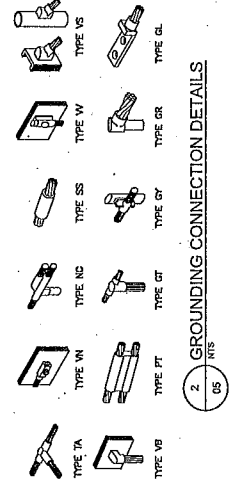


3 ELECTRICAL & GROUNDING RISER DIAGRAM
NTS
05

NOTES:
1. VERIFY ALL EXISTING/PROPOSED UTILITY WIRES, SERVICES, AND EXISTING EQUIPMENT NOT SHOWN FOR CLASH.



1 TYPICAL GROUND ROD DETAIL
NTS
05



2 GROUNDING CONNECTION DETAILS
NTS
05

59 Dartmouth St.

List of Abutters for Grant of Location

Assessor Parcel	Property Address	Abutter Name	Abutter Mailing Address
59-B-24	59 DARTMOUTH ST. SOMERVILLE, MA 02145	CAROLYN MURRY & M. BADOLATO, TRUSTEES OF THE 59 DARTMOUTH ST. REALTY TRUST	4 BEAVER PLACE BILLERICA, MA 01821
59-B-25	61 DARTMOUTH ST. SOMERVILLE, MA 02145	MARY T. KEANE	61 DARTMOUTH ST. SOMERVILLE, MA 02145
59-A-4	62 DARTMOUTH ST. SOMERVILLE, MA 02144	INORINDA, SHARON & STEVEN VARGES, TRUSTEES, C/O DAVID BLUMSACK	P.O. BOX 440433 SOMERVILLE, MA 02144
59-A-5	60 DARTMOUTH ST. SOMERVILLE, MA 02145	TITO & LINDA M. FORCELLESE	60 DARTMOUTH ST. SOMERVILLE, MA 02145
59-A-6	56 DARTMOUTH ST. SOMERVILLE, MA 02145	NELSON B. & MARIA FERREIRA	56 DARTMOUTH ST. SOMERVILLE, MA 02145