



# Somerville Hockey Rink

**Sales Contact:**  
First Name, Last Name

**Date:**

**Version:**

**Scale:**

**Disclaimer:**

Floor plan dimensions are based on information provided by facility owner or its representatives and should be verified in the field. This drawing is NOT to be used as building document by any parties as layout provided is for equipment spacing purposes only.

**Notes:**

**CEILING HEIGHT:**  
Recommended height is 9'-6" (2.89m) above finish floor for units with step-ups, pull-up bar(s) & rebounder. Units taller than 8'-0" (2.59m) may require additional clearance height.

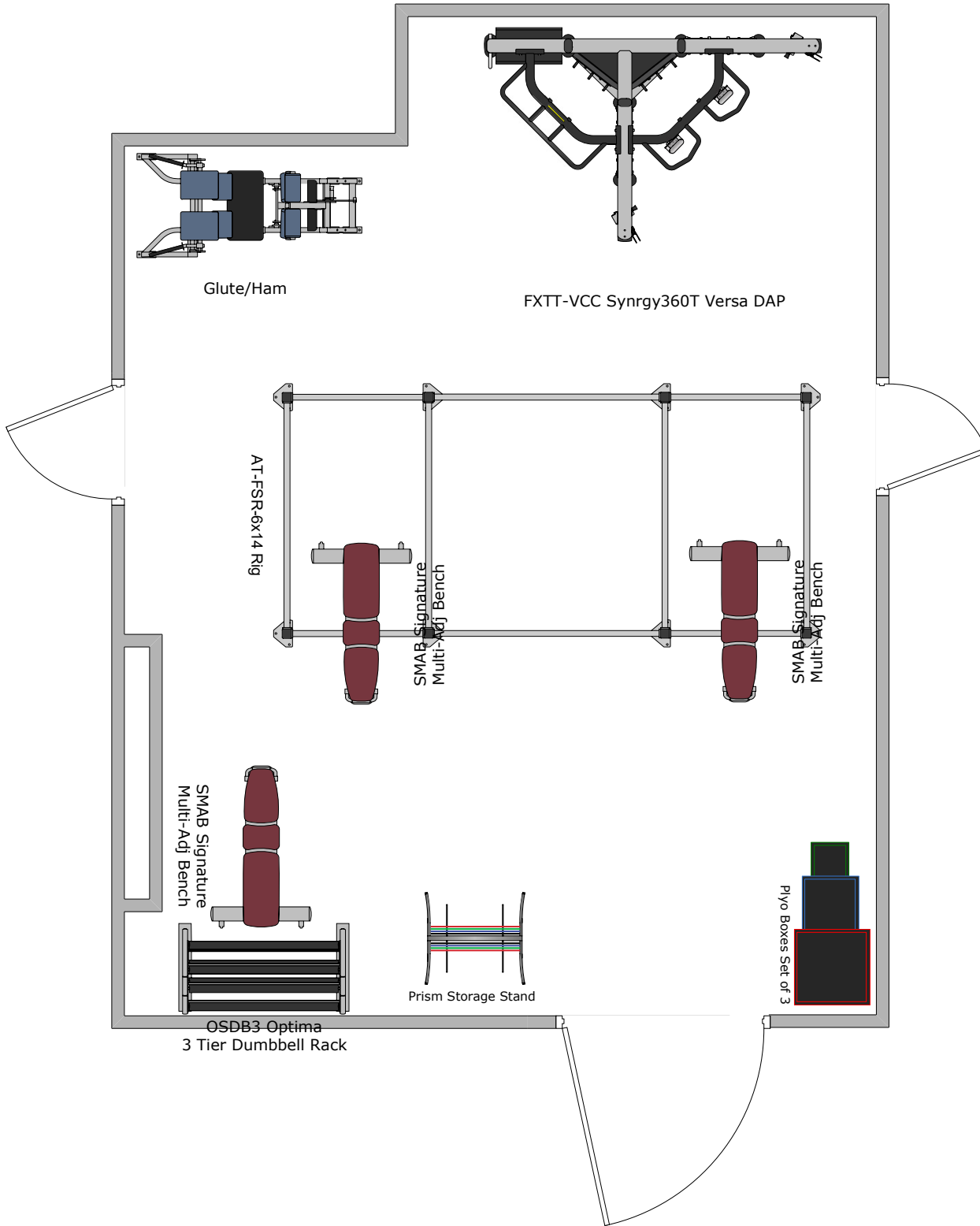
**EQUIPMENT STABILIZING:**

**SYNRGY & HAMMER STRENGTH**  
Units are either required or recommended (dependant on unit) to be bolted to a concrete subfloor. Please refer to product manual or contact customer service.






**CARDIO SPACING:**

\*Treadmills – a minimum of 19.7 in (0.5 m) on each side and 78 in (2 m) from the rear to the nearest obstruction.  
\*Other Cardio equipment – a minimum of 19.7 in (0.5 m) on at least one side, and 19.7 in (0.5 m) behind or in front of the machine.

**Additional Notes:**



**Electrical Legend:**

-  STANDARD RECEPTACLE
-  DEDICATED RECEPTACLE
-  TV POWER RECEPTACLE
-  TV COAXIAL OUTLET
-  NETWORK OUTLET

\*Symbol locations are approximate. Consult a qualified electrical professional to determine exact power placement.  
\*Reference Product Manual (s) and/or Life Fitness website for product specifications.

