



**CITY OF SOMERVILLE**  
Commonwealth of Massachusetts  
93 Highland Avenue  
Somerville, MA 02143  
(617) 625-6600

## BUSINESS LICENSE APPLICATION - Garage

File #: 23-025634

License #: BL23-000141

Address: 122 Assembly Park Drive

Licensee: Mike Rosenberry BRE-BMR Middlesex LLC

DBA Name: BRE-BMR Assembly Innovation I LLC

Business Ownership Type: LLC

Legal Name of Entity: BRE-BMR Assembly Innovation I LLC

Owners/Officers: , , ,

### License Information:

Hours of Operation: 24/7

# of Vehicles Kept Inside: 306

# of Vehicles Kept Outside: 0

Open to the public? Yes

Mechanical repairs? No

Autobody work? No

Spray Painting? No

Washing vehicles? No

Charging money to store vehicles? Yes

Storing unregistered vehicles? No

Maintaining or operating a tow vehicle at this location? Yes

Approval Conditions:

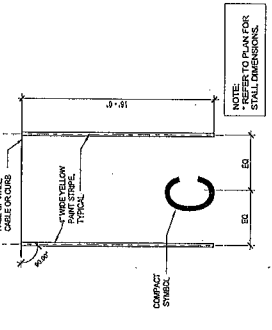
Approved By:

Albert Bargoot, Approved

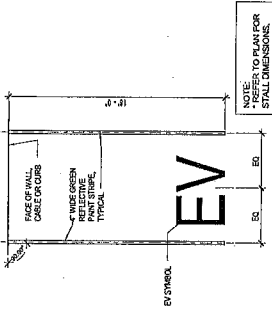
Timothy Bakey, Approved

Joshua Manion, Approved

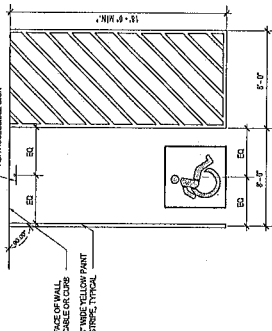
Kimberly M. Wells, Approved



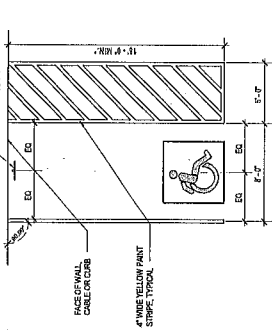
**1. 90 DEGREE STALL TYPICAL STRIPING DETAIL**  
 SCALE: 1/8" = 1'-0"



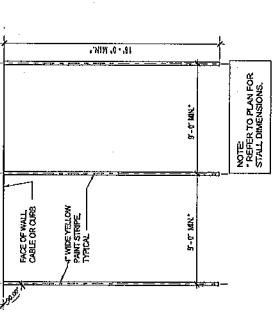
**2. ADA STALL TYPICAL STRIPING DETAIL**  
 SCALE: 1/8" = 1'-0"



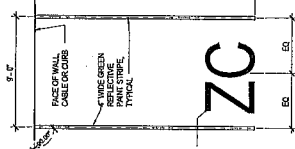

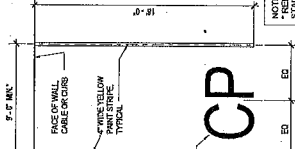
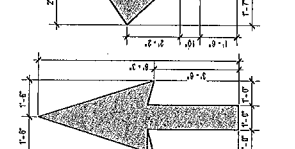
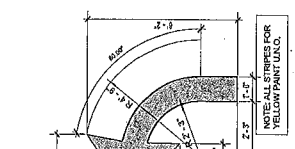
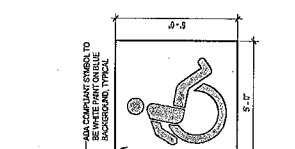
**3. ADA VAN STALL TYPICAL STRIPING DETAIL**  
 SCALE: 1/8" = 1'-0"



**4. COMPACT STALL TYPICAL STRIPING DETAIL**  
 SCALE: 1/8" = 1'-0"



**5. ZIP CAR STALL TYPICAL STRIPING DETAIL**  
 SCALE: 1/8" = 1'-0"



**6. TYPICAL STRIPING DETAILS**  
 SCALE: 1/2" = 1'-0"

**7. TYPICAL STRIPING DETAILS**  
 SCALE: 1/2" = 1'-0"

**8. TYPICAL STRIPING DETAILS**  
 SCALE: 1/2" = 1'-0"

**9. TYPICAL STRIPING DETAILS**  
 SCALE: 1/2" = 1'-0"

**10. TYPICAL STRIPING DETAILS**  
 SCALE: 1/2" = 1'-0"

225 North Dearborn, Suite 1700  
Chicago, IL 60610  
Tel: 312.427.1000  
Fax: 312.427.1001  
www.perkinswill.com

PROJECT  
**ASSEMBLY INNOVATION PARK GARAGE**

CLIENT  
**BIOMED REALTY**  
101 MAIN ST  
CAMBRIDGE MA 02142

ISSUE CHART

NO.	DATE	DESCRIPTION
1	10/20/11	ISSUED FOR PERMITS
2	11/01/11	REVISED PER COMMENTS
3	11/01/11	REVISED PER COMMENTS
4	11/01/11	REVISED PER COMMENTS
5	11/01/11	REVISED PER COMMENTS
6	11/01/11	REVISED PER COMMENTS
7	11/01/11	REVISED PER COMMENTS
8	11/01/11	REVISED PER COMMENTS
9	11/01/11	REVISED PER COMMENTS
10	11/01/11	REVISED PER COMMENTS
11	11/01/11	REVISED PER COMMENTS
12	11/01/11	REVISED PER COMMENTS
13	11/01/11	REVISED PER COMMENTS
14	11/01/11	REVISED PER COMMENTS
15	11/01/11	REVISED PER COMMENTS
16	11/01/11	REVISED PER COMMENTS
17	11/01/11	REVISED PER COMMENTS
18	11/01/11	REVISED PER COMMENTS
19	11/01/11	REVISED PER COMMENTS
20	11/01/11	REVISED PER COMMENTS

DESIGNER  
**PERKINS & WILL**  
100 N. LA SALLE ST.  
CHICAGO, IL 60610  
TEL: 312.427.1000  
WWW.PERKINSWILL.COM

ARCHITECT  
**PERKINS & WILL**  
100 N. LA SALLE ST.  
CHICAGO, IL 60610  
TEL: 312.427.1000  
WWW.PERKINSWILL.COM

CONTRACTOR  
**PERKINS & WILL**  
100 N. LA SALLE ST.  
CHICAGO, IL 60610  
TEL: 312.427.1000  
WWW.PERKINSWILL.COM

DATE  
**11/01/11**

PROJECT  
**ASSEMBLY INNOVATION PARK GARAGE**

CLIENT  
**BIOMED REALTY**  
101 MAIN ST  
CAMBRIDGE MA 02142

ISSUE CHART

NO.	DATE	DESCRIPTION
1	10/20/11	ISSUED FOR PERMITS
2	11/01/11	REVISED PER COMMENTS
3	11/01/11	REVISED PER COMMENTS
4	11/01/11	REVISED PER COMMENTS
5	11/01/11	REVISED PER COMMENTS
6	11/01/11	REVISED PER COMMENTS
7	11/01/11	REVISED PER COMMENTS
8	11/01/11	REVISED PER COMMENTS
9	11/01/11	REVISED PER COMMENTS
10	11/01/11	REVISED PER COMMENTS
11	11/01/11	REVISED PER COMMENTS
12	11/01/11	REVISED PER COMMENTS
13	11/01/11	REVISED PER COMMENTS
14	11/01/11	REVISED PER COMMENTS
15	11/01/11	REVISED PER COMMENTS
16	11/01/11	REVISED PER COMMENTS
17	11/01/11	REVISED PER COMMENTS
18	11/01/11	REVISED PER COMMENTS
19	11/01/11	REVISED PER COMMENTS
20	11/01/11	REVISED PER COMMENTS

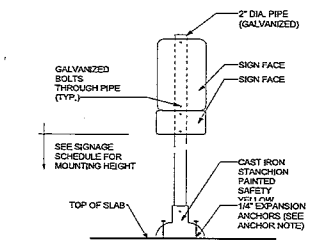
DATE  
**11/01/11**

PROJECT  
**ASSEMBLY INNOVATION PARK GARAGE**

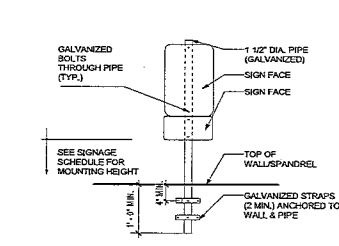
CLIENT  
**BIOMED REALTY**  
101 MAIN ST  
CAMBRIDGE MA 02142

**SIGNAGE GENERAL NOTES**

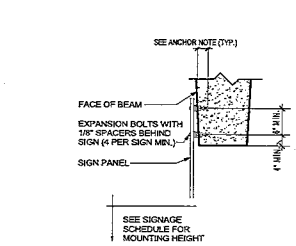
- REFERENCE SYMBOL FOR SIGNAGE (AS SHOWN ON THE PLANS);
- SIGN AND MOUNTING (SEE SHEETS A803 AND A804)
- SIGN MOUNTING NOTES:
  - ALL SIGNS ARE TO BE MOUNTED LEVEL AND PLUMB U.N.O.
  - SIGNAGE SCHEDULE SHEETS MAY CONTAIN ALTERNATE MOUNTING DETAILS.
  - ALTERNATE MOUNTING DETAILS MAY BE ACCEPTABLE, ARCHITECT TO REVIEW ALL PROPOSED ALTERNATE MOUNTING DETAILS.
  - CONTRACTOR SHALL NOTIFY THE ARCHITECT OF ANY CONFLICTS BETWEEN THE MANUFACTURER'S RECOMMENDED MOUNTING DETAILS AND THE INFORMATION PROVIDED THIS SHEET.
  - ALL MOUNTING TYPES SHALL COMPLY WITH THE ANCHOR NOTE BELOW.
    - SEE SPECIFICATIONS FOR ADDITIONAL SIGNAGE MOUNTING AND INSTALLATION INFORMATION.
    - SIGNAGE LOCATIONS INDICATED ON THE PLANS ARE SCHEMATIC IN NATURE. DIRECTIONAL PARKING SIGNS SHALL BE CENTERED ON ONE WAY DRIVE ASLES AND RIGHT JUSTIFIED ON TWO WAY DRIVE ASLES U.N.O.
  - ANCHOR NOTE: ANCHORS SHALL NOT PENETRATE POST-TENSIONED BEAMS MORE THAN 1" OR SLABS MORE THAN 3/4" UNLESS TENDONS ARE LOCATED IN THE FIELD PRIOR TO SIGN INSTALLATION. RECOMMENDED ANCHOR: USE 3/8" DIA. HILTI H404 DROP-IN ANCHOR. ALLOWABLE SERVICE LOAD SHALL NOT EXCEED 350 LBS IN TENSION AND 500 LBS IN SHEAR.
  - ALL HARDWARE, BOLTS, ETC. FOR HOT DIP GALVANIZED UNLESS NOTED OTHERWISE.
  - WHERE MANUFACTURER'S PRODUCTS ARE INDICATED, PROVIDE ITEMS LISTED OR AN ARCHITECT APPROVED EQUIVALENT.
  - CONTRACTOR TO COORDINATE INSTALLATION OF LIGHT FIXTURES, DUCTWORK, FIRE SYSTEM PIPING, ETC. TO PROVIDE AN UNOBSTRUCTED VIEW OF INFORMATIONAL PARKING SIGNS AS MUCH AS PRACTICABLE. NOTIFY THE ARCHITECT OF ANY CONFLICTS PRIOR TO INSTALLATION.
  - SEE ARCHITECTURAL GENERAL NOTES ON SHEET A801 FOR ADDITIONAL INFORMATION.



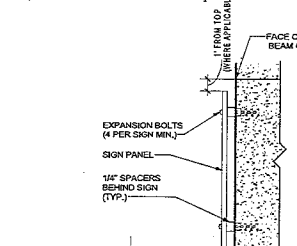
**1 TYPICAL FLOOR MOUNTED DETAIL**  
SCALE: 3" = 1'-0"



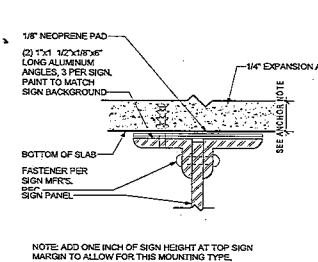
**2 TYPICAL LOW WALL/SPANDREL FACE MOUNTING DETAIL**  
SCALE: 3" = 1'-0"



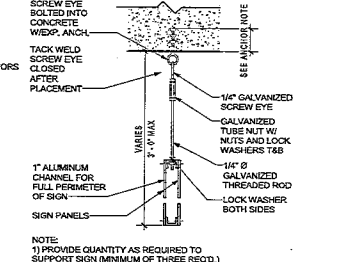
**3 TYPICAL FACE OF BEAM MOUNTING DETAIL**  
SCALE: 3" = 1'-0"



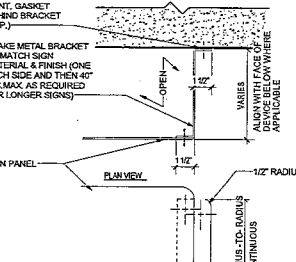
**4 FACE OF CONCRETE/MASONRY MOUNTING DETAIL**  
SCALE: 3" = 1'-0"



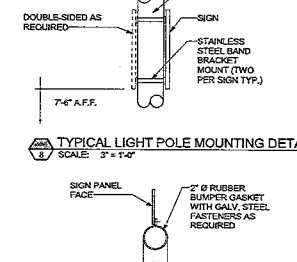
**5 TYPICAL BOTTOM OF SLAB MOUNTING DETAIL OR SIDE MOUNTING DETAIL**  
SCALE: 3" = 1'-0"



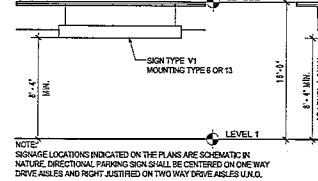
**6 TYPICAL SUSPENDED MOUNTING DETAIL**  
SCALE: 3" = 1'-0"



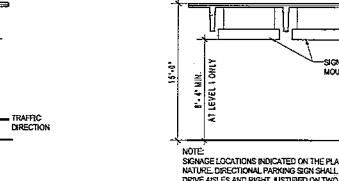
**7 TYPICAL SIGN BRACKET DETAIL**  
SCALE: 3" = 1'-0"



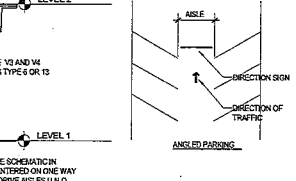
**8 TYPICAL LIGHT POLE MOUNTING DETAIL**  
SCALE: 3" = 1'-0"



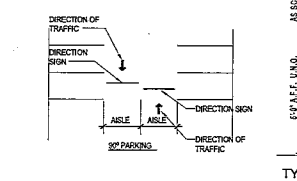
**9 TRAFFIC SIGN AT DT STEM TYPICAL**  
SCALE: 1/4" = 1'-0"



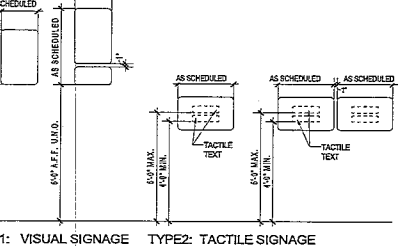
**10 TRAFFIC SIGN BETWEEN DT TYPICAL**  
SCALE: 1/4" = 1'-0"



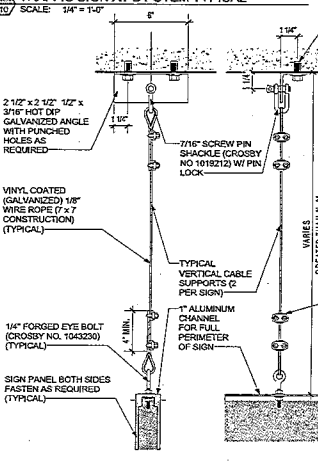
**11 MOUNTING PLAN**  
SCALE: 1/16" = 1'-0"



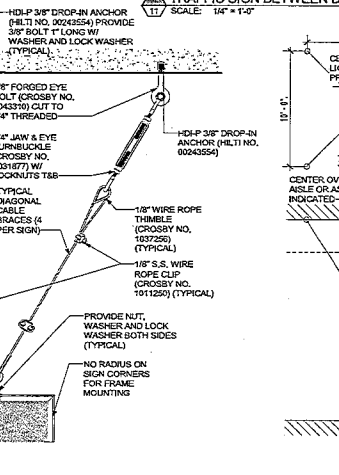
**12 TYPICAL SIGN BUMPER DETAIL**  
SCALE: 3" = 1'-0"



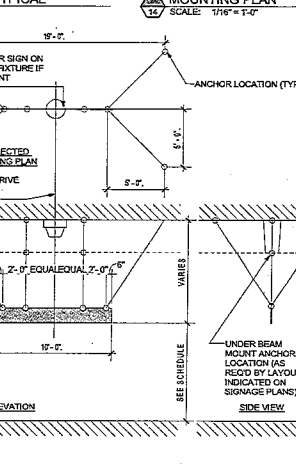
**13 TYPICAL CLEARANCE BAR AND MOUNTING DETAIL**  
SCALE: 3" = 1'-0"



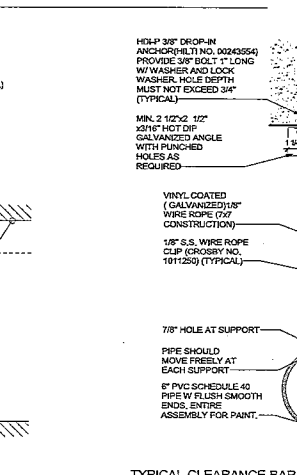
**14 SUSPENDED CABLE MOUNTING DETAIL**  
SCALE: 3" = 1'-0"



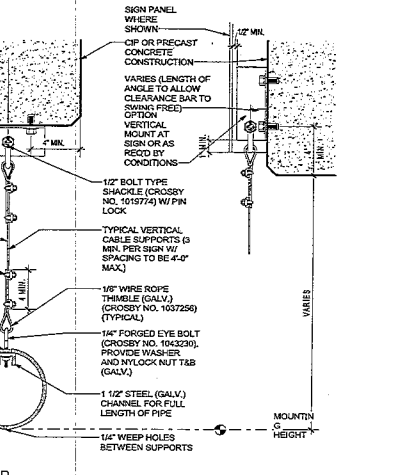
**15 TYPICAL SIGN AT DT STEM TYPICAL**  
SCALE: 1/4" = 1'-0"



**16 MOUNTING PLAN**  
SCALE: 1/16" = 1'-0"



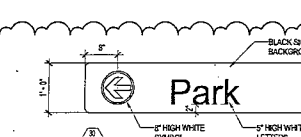
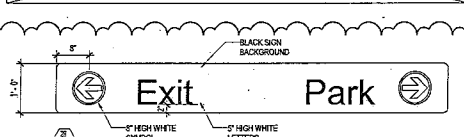
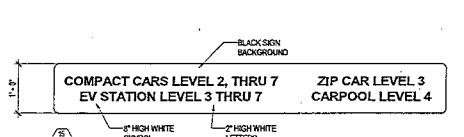
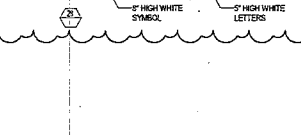

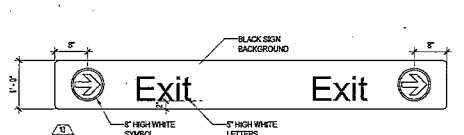
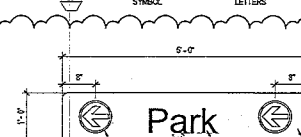
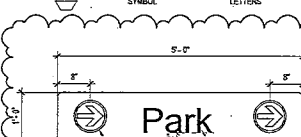
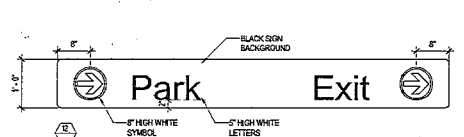
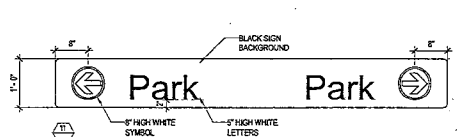
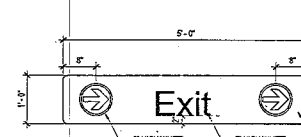
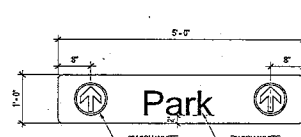
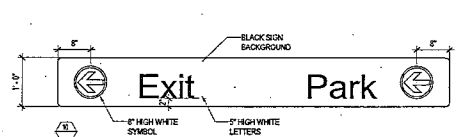
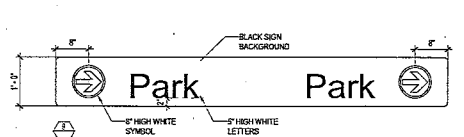
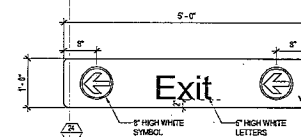
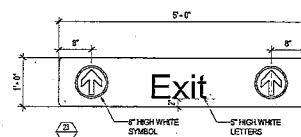

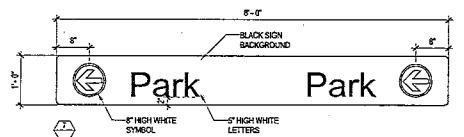

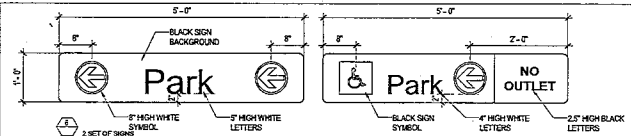
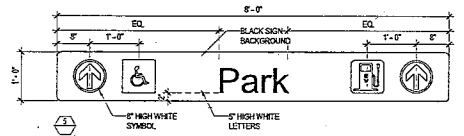

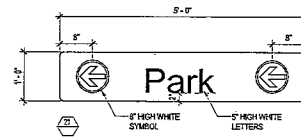

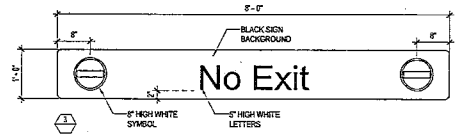
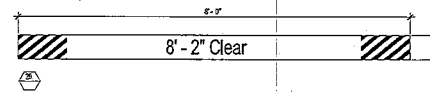

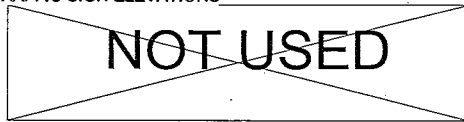
**17 TYPICAL SIGN BUMPER DETAIL**  
SCALE: 3" = 1'-0"



**18 TYPICAL CLEARANCE BAR AND MOUNTING DETAIL**  
SCALE: 3" = 1'-0"

11/01/11 11:17 AM D:\MK\Projects\InnovationPark\Bldg\EXHIBITS\EXHIBIT 1\ASSEMBLY INNOVATION PARK GARAGE SIGNAGE.rvt

TRAFFIC SIGN ELEVATIONS



- NOTES:
1. "ARROW" SYMBOLS HAVE WHITE BORDERS AND WHITE ARROWS ON BLACK FIELDS.
  2. "DO NOT ENTER" AND "STOP" SYMBOLS HAVE WHITE BORDERS AND WHITE TEXT AND/OR SYMBOLS ON RED FIELDS.
  3. ACCESSIBLE PARKING SYMBOLS HAVE WHITE "ADA" SYMBOL ON BLUE FIELDS.

**Perkins&Will**  
 225 Franklin Street, Suite 1700  
 Boston, MA 02110  
 617.451.2200  
 www.perkinswill.com

CODE  
 Jensen Hughes  
 20 Ames St  
 Boston, MA 02119  
 150.479.8600  
 DWL  
 WBE  
 101 Wood St  
 Worcester, MA 02092  
 507.848.1770  
 LANDSCAPE  
 Copley Wolff Design Group, Inc.  
 19 Paul O'Rourke Square, Suite 1110  
 Boston, MA 02108  
 617.261.9000  
 STRUCTURE  
 McHerners + Savio, Structural Engineers  
 101 Federal Street, Suite 1100  
 Boston, MA 02110  
 187.737.2600  
 MEPFP  
 AWA Consulting Engineers Inc.  
 24 Howard Ave #1  
 Cambridge, MA 02142  
 617.572.5300

PROJECT  
**ASSEMBLY INNOVATION PARK GARAGE**  
  
**BIO MED REALTY**  
 101 MAIN ST  
 CAMBRIDGE MA 02142

KEY PLAN  
 ISSUE CHART

Job Number: 116205\_002  
 Drawn: Author  
 Checked: Checker  
 Approved: Approver  
 TITLE

DIRECTIONAL SIGNAGE DETAILS  
 SHEET NUMBER  
**A803**

Copyright © 2021 Perkins&Will

15/2023 11:20 AM - BM 200 (Perkins&Will) Innovation Park BioMed Realty, Garage Assembly

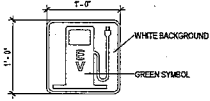
ADA SIGNAGE



S1a

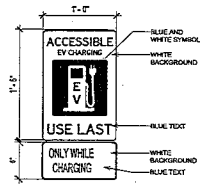
S1b

EV SIGNAGE

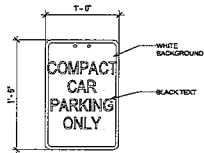


S1c

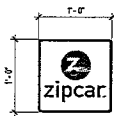
EV SIGNAGE



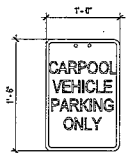
S1d



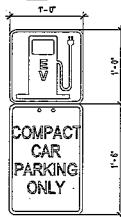
S1e



S1f

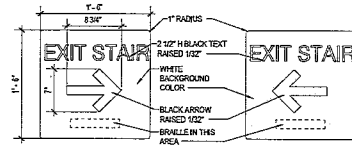


S1g



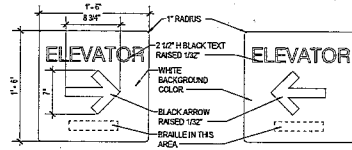
S1h

MISCELLANEOUS SIGNAGE



S2a

S2b

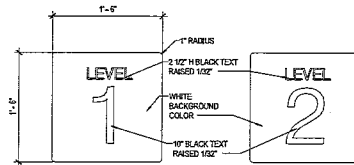


S3a

S3b



S3c



S5a

S5b



S5c



S5d



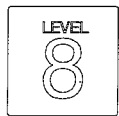
S5e



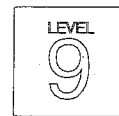
S5f



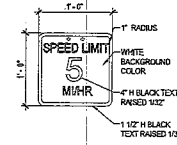
S5g



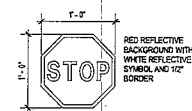
S5h



S5i



S4a



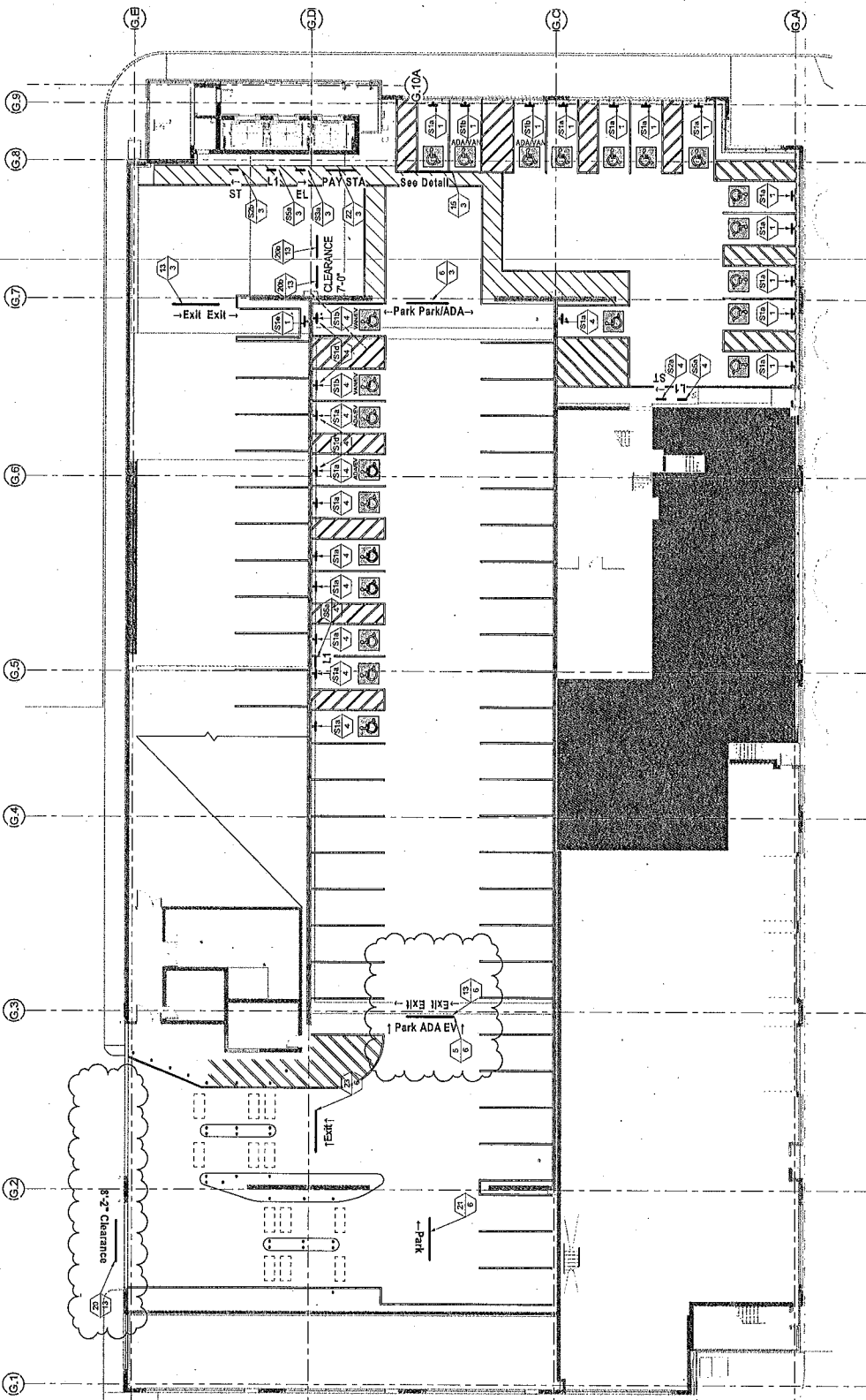
S4b





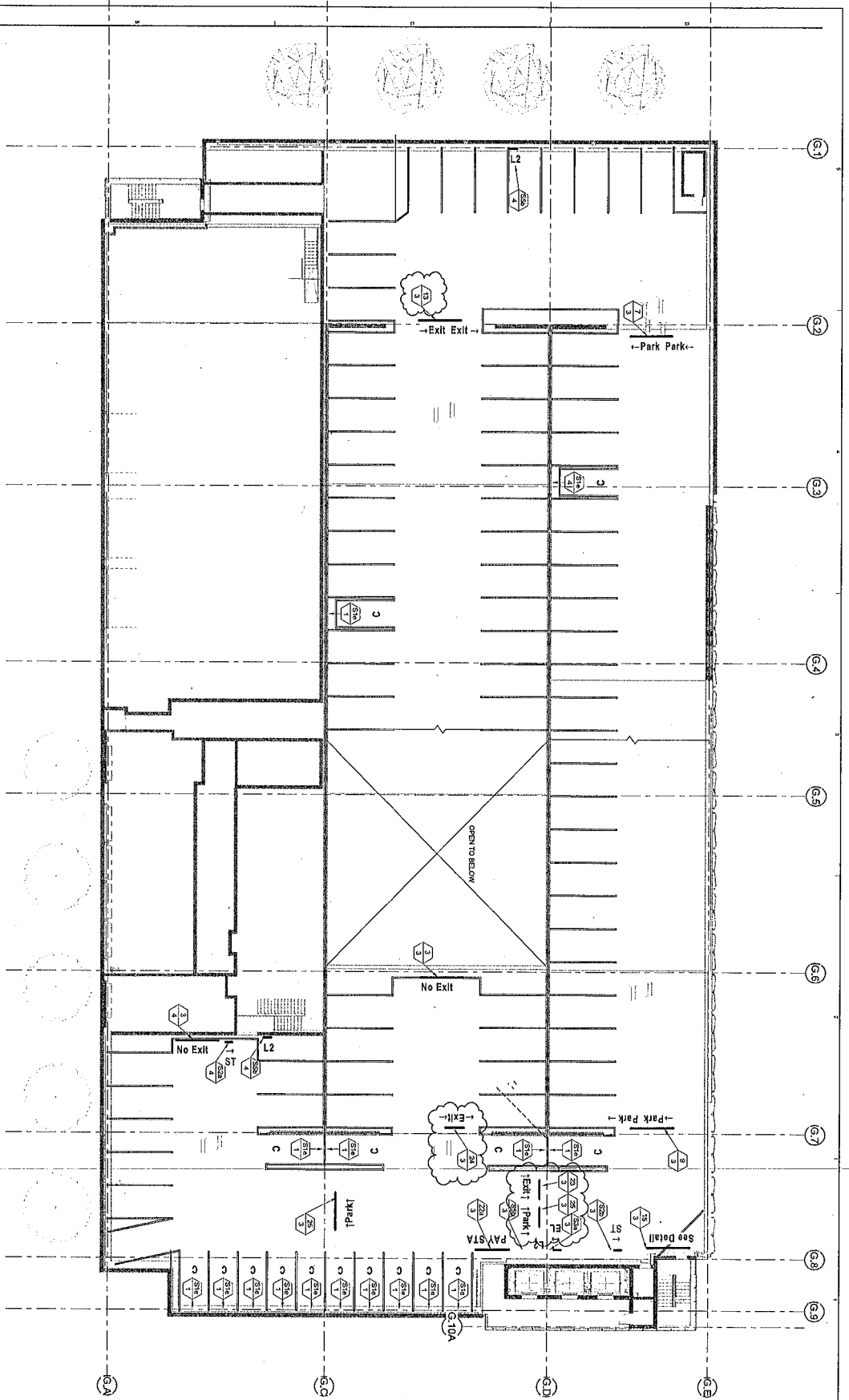
NO.	DATE	DESCRIPTION

DESIGNED BY	
CHECKED BY	
APPROVED BY	



LEVEL 1 SIGNAGE PLAN  
SCALE: 3/32" = 1'-0"

LEVEL 2 SIGNAGE PLAN



**Perkins+Will**  
 225 Riverside Plaza  
 Chicago, IL 60606  
 Tel: 312.329.4000  
 www.perkinswill.com

**Client**  
 Liberty Heights  
 1111 North Dearborn  
 Chicago, IL 60610

**Architect**  
 Liberty Heights  
 1111 North Dearborn  
 Chicago, IL 60610

**Contractor**  
 Liberty Heights  
 1111 North Dearborn  
 Chicago, IL 60610

**Engineer**  
 Liberty Heights  
 1111 North Dearborn  
 Chicago, IL 60610

**Project**  
 ASSEMBLY  
 INNOVATION PARK  
 GARAGE

**Client**  
 BIOMED REALTY  
 101 MAIN ST  
 CAMBRIDGE MA 02142

**Issue**  
 ISSUE SHEET

**Level 2 Signage Plan**

**A812**